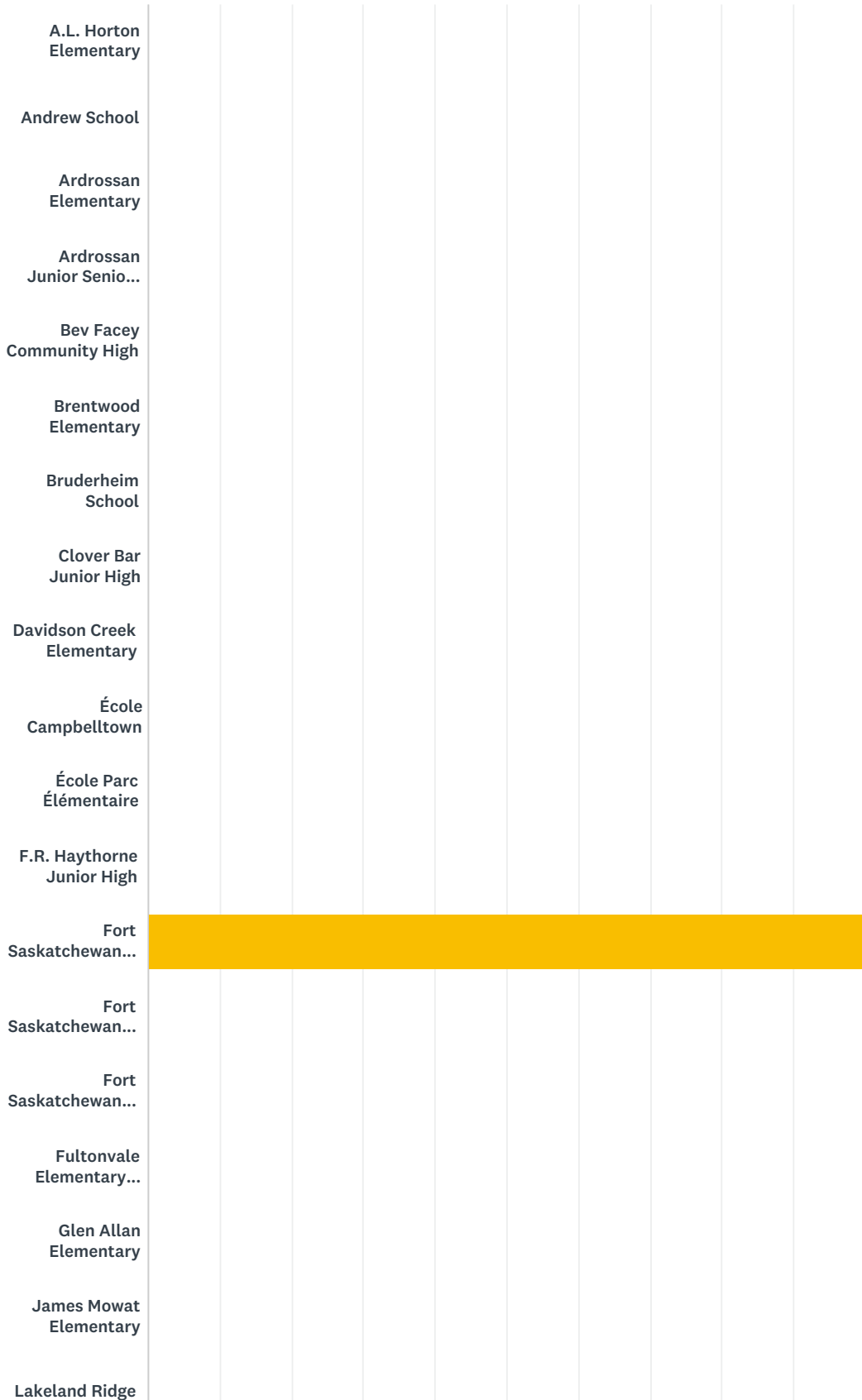


Q1 What school does your child currently attend?

Answered: 77 Skipped: 0



EIPS Parent Survey 2018-19



EIPS Parent Survey 2018-19

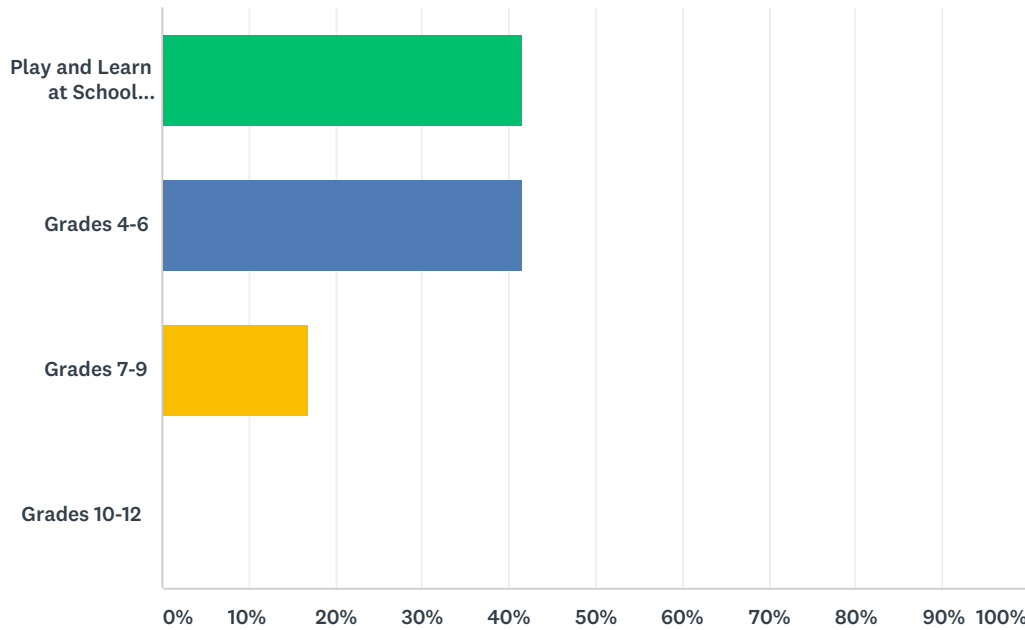
ANSWER CHOICES	RESPONSES	
A.L. Horton Elementary	0.00%	0
Andrew School	0.00%	0
Ardrossan Elementary	0.00%	0
Ardrossan Junior Senior High	0.00%	0
Bev Facey Community High	0.00%	0
Brentwood Elementary	0.00%	0
Bruderheim School	0.00%	0
Clover Bar Junior High	0.00%	0
Davidson Creek Elementary	0.00%	0
École Campbelltown	0.00%	0
École Parc Élémentaire	0.00%	0
F.R. Haythorne Junior High	0.00%	0
Fort Saskatchewan Christian	100.00%	77
Fort Saskatchewan Elementary	0.00%	0
Fort Saskatchewan Senior High	0.00%	0
Fultonvale Elementary Junior High	0.00%	0
Glen Allan Elementary	0.00%	0
James Mowat Elementary	0.00%	0
Lakeland Ridge	0.00%	0
Lamont Elementary	0.00%	0
Lamont High	0.00%	0
Mills Haven Elementary	0.00%	0
Mundare School	0.00%	0
Next Step/Outreach	0.00%	0
Pine Street Elementary	0.00%	0
Rudolph Hennig Junior High	0.00%	0
Salisbury Composite High	0.00%	0
Sherwood Heights Junior High	0.00%	0
SouthPointe School	0.00%	0
Strathcona Christian Academy Elementary	0.00%	0
Strathcona Christian Academy Secondary	0.00%	0
Uncas Elementary	0.00%	0
Vegreville Composite High	0.00%	0
Wes Hosford Elementary	0.00%	0

EIPS Parent Survey 2018-19

Westboro Elementary	0.00%	0
Win Ferguson Elementary	0.00%	0
Woodbridge Farms Elementary	0.00%	0
Wye Elementary	0.00%	0
TOTAL		77

Q2 What grade is your child currently in?

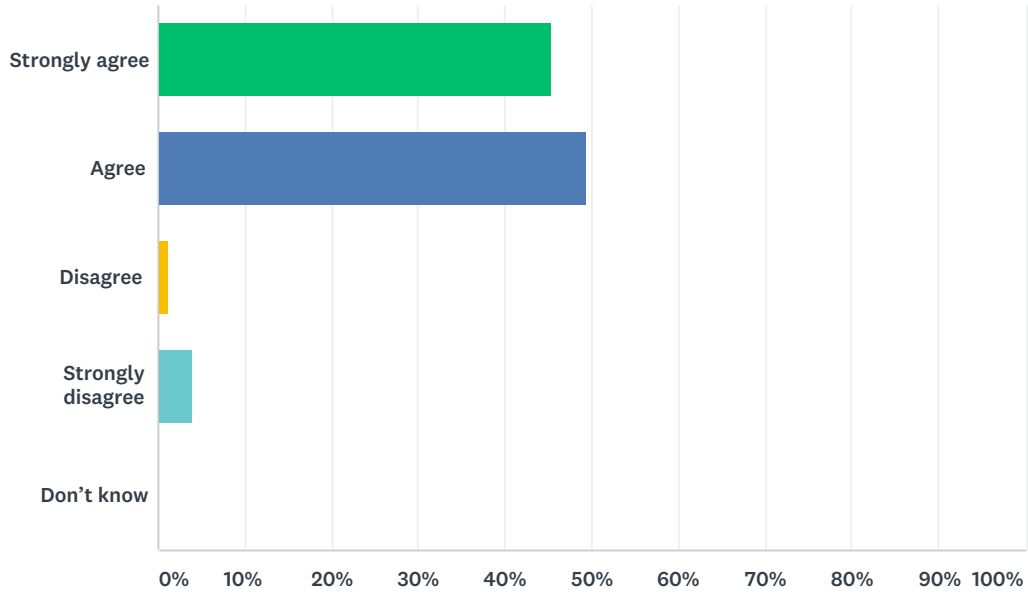
Answered: 77 Skipped: 0



ANSWER CHOICES	RESPONSES	
Play and Learn at School (PALS) Kindergarten	41.56%	32
Grades 1-3	41.56%	32
Grades 4-6	16.88%	13
Grades 7-9	0.00%	0
Grades 10-12	0.00%	0
TOTAL		77

Q3 My child's individual needs are met.

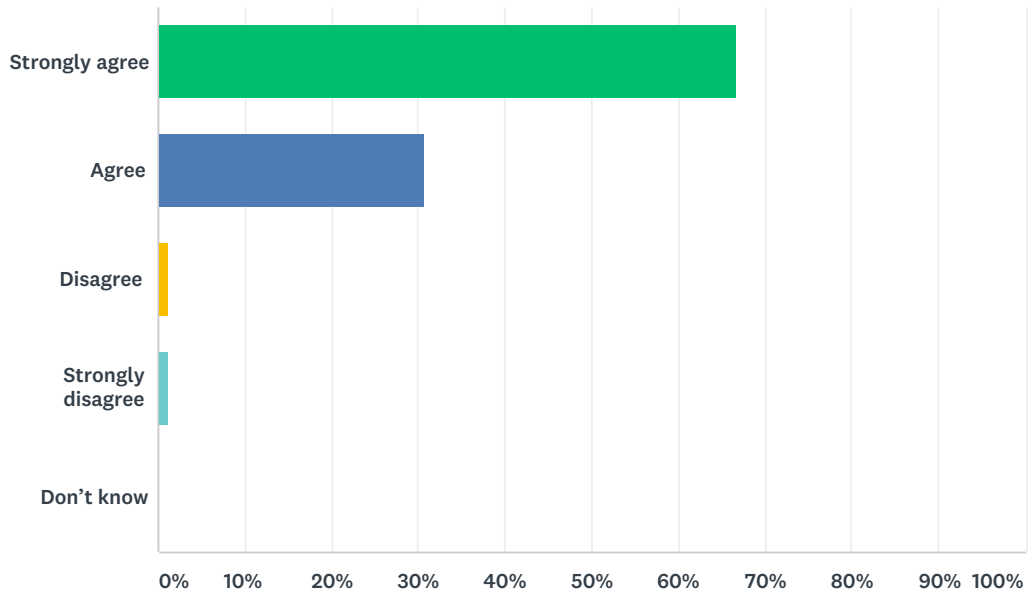
Answered: 75 Skipped: 2



ANSWER CHOICES	RESPONSES	
Strongly agree	45.33%	34
Agree	49.33%	37
Disagree	1.33%	1
Strongly disagree	4.00%	3
Don't know	0.00%	0
TOTAL		75

Q4 My child is encouraged at school to do his or her best.

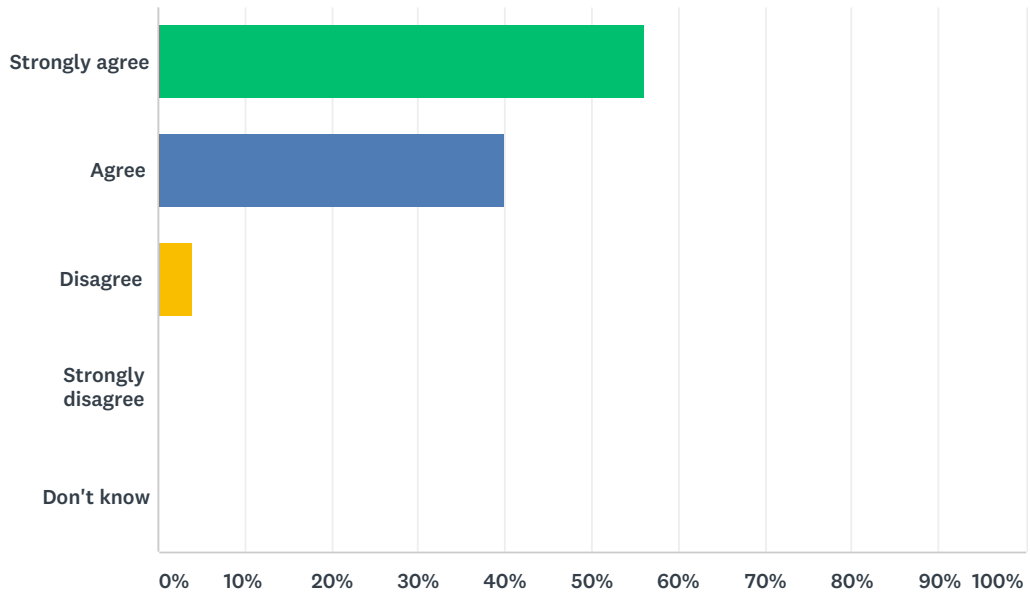
Answered: 75 Skipped: 2



ANSWER CHOICES	RESPONSES	
Strongly agree	66.67%	50
Agree	30.67%	23
Disagree	1.33%	1
Strongly disagree	1.33%	1
Don't know	0.00%	0
TOTAL		75

Q5 My child is demonstrating growth in literacy.

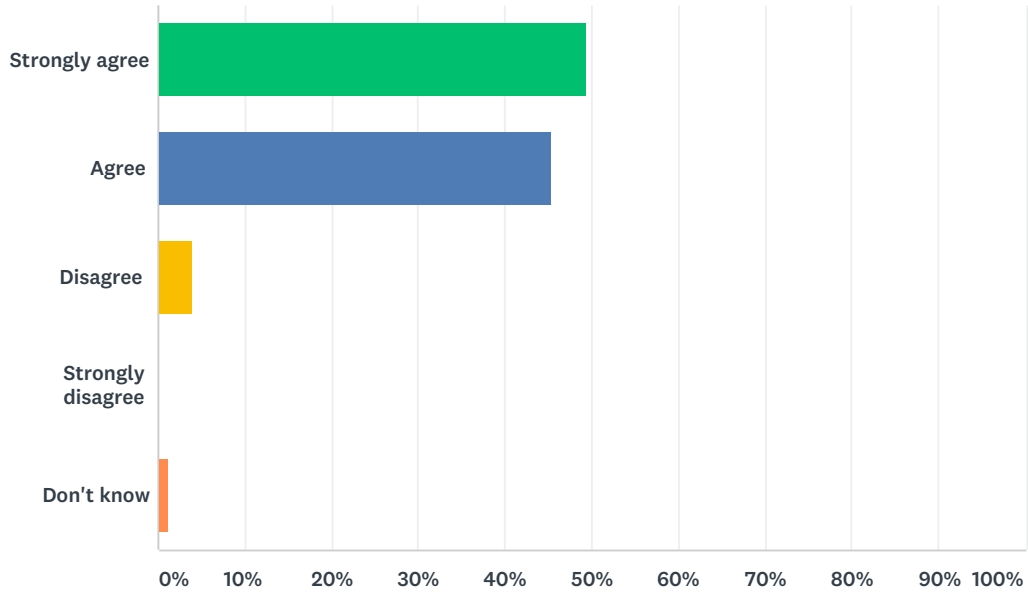
Answered: 75 Skipped: 2



ANSWER CHOICES	RESPONSES	
Strongly agree	56.00%	42
Agree	40.00%	30
Disagree	4.00%	3
Strongly disagree	0.00%	0
Don't know	0.00%	0
TOTAL		75

Q6 My child is demonstrating growth in numeracy.

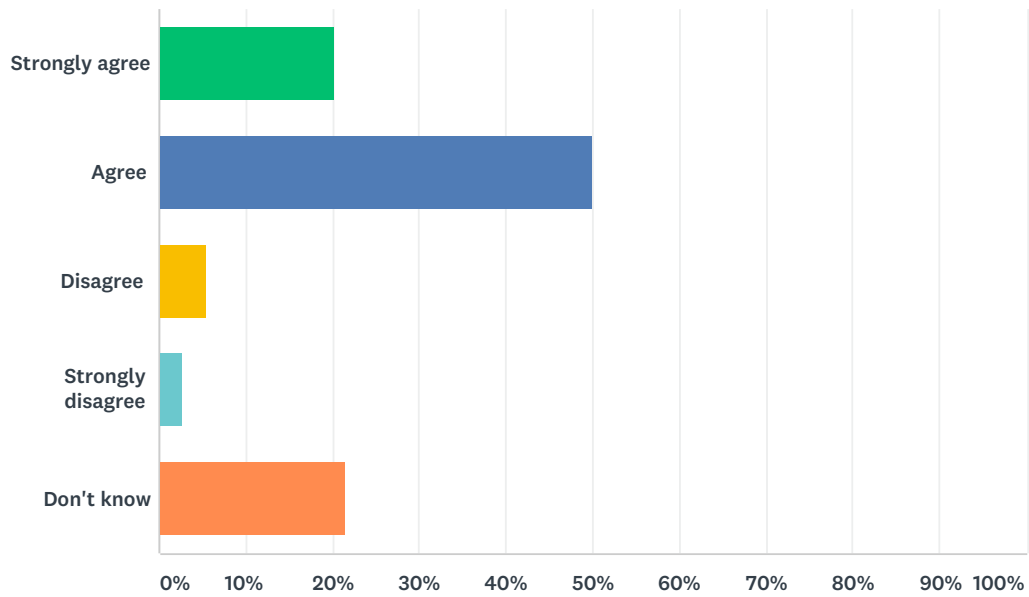
Answered: 75 Skipped: 2



ANSWER CHOICES	RESPONSES	
Strongly agree	49.33%	37
Agree	45.33%	34
Disagree	4.00%	3
Strongly disagree	0.00%	0
Don't know	1.33%	1
TOTAL		75

Q7 My child has an understanding of First Nations, Métis and Inuit culture and history.

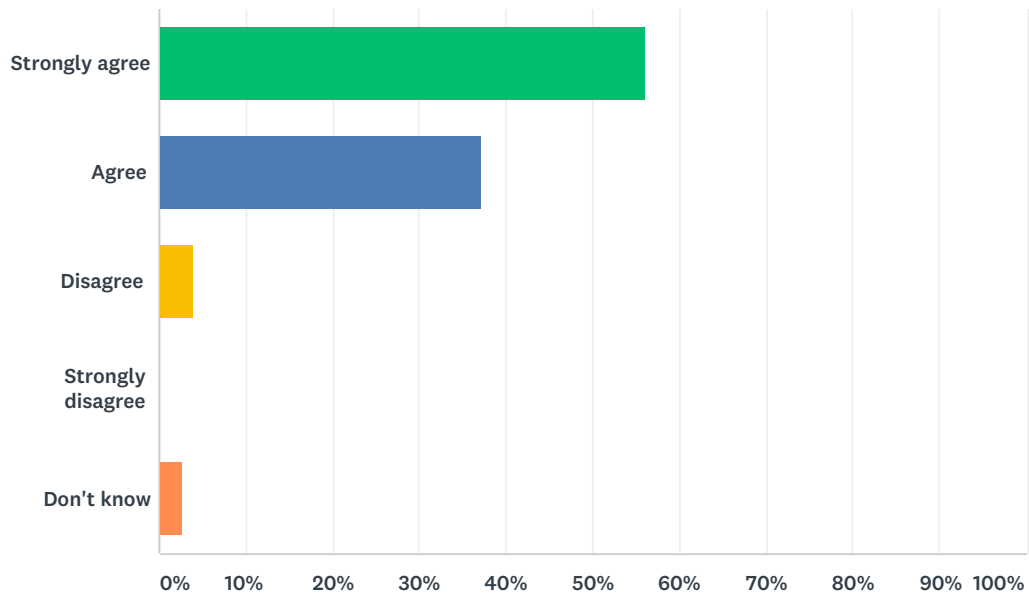
Answered: 74 Skipped: 3



ANSWER CHOICES	RESPONSES	
Strongly agree	20.27%	15
Agree	50.00%	37
Disagree	5.41%	4
Strongly disagree	2.70%	2
Don't know	21.62%	16
TOTAL		74

Q8 My child is being taught knowledge, skills and attitudes necessary to be successful in life.

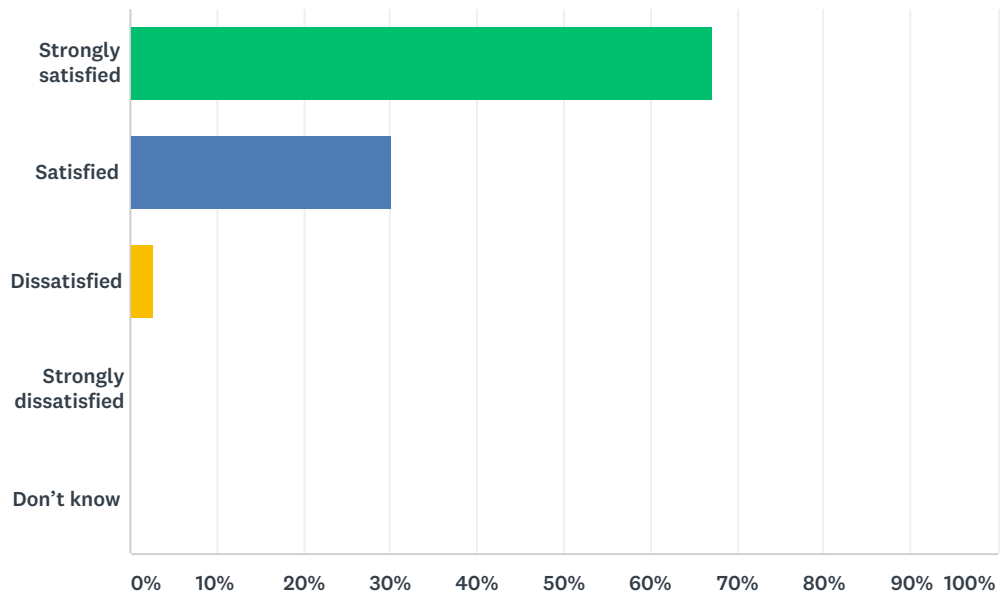
Answered: 75 Skipped: 2



ANSWER CHOICES	RESPONSES	
Strongly agree	56.00%	42
Agree	37.33%	28
Disagree	4.00%	3
Strongly disagree	0.00%	0
Don't know	2.67%	2
TOTAL		75

Q9 How satisfied are you with the quality of education your child is receiving at his or her school?

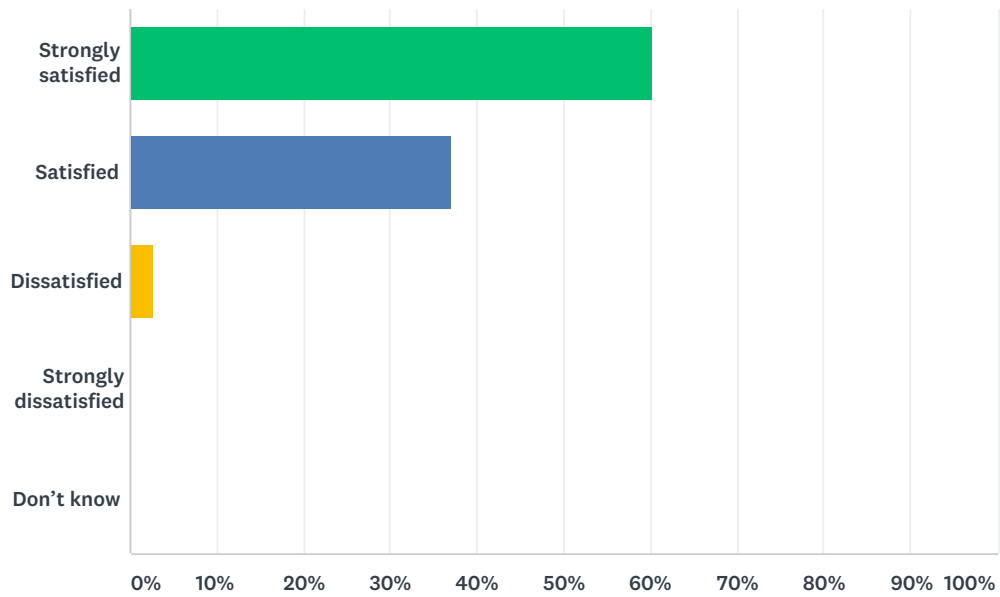
Answered: 73 Skipped: 4



ANSWER CHOICES	RESPONSES	
Strongly satisfied	67.12%	49
Satisfied	30.14%	22
Dissatisfied	2.74%	2
Strongly dissatisfied	0.00%	0
Don't know	0.00%	0
TOTAL		73

Q10 How satisfied are you with the quality of teaching at your child's school?

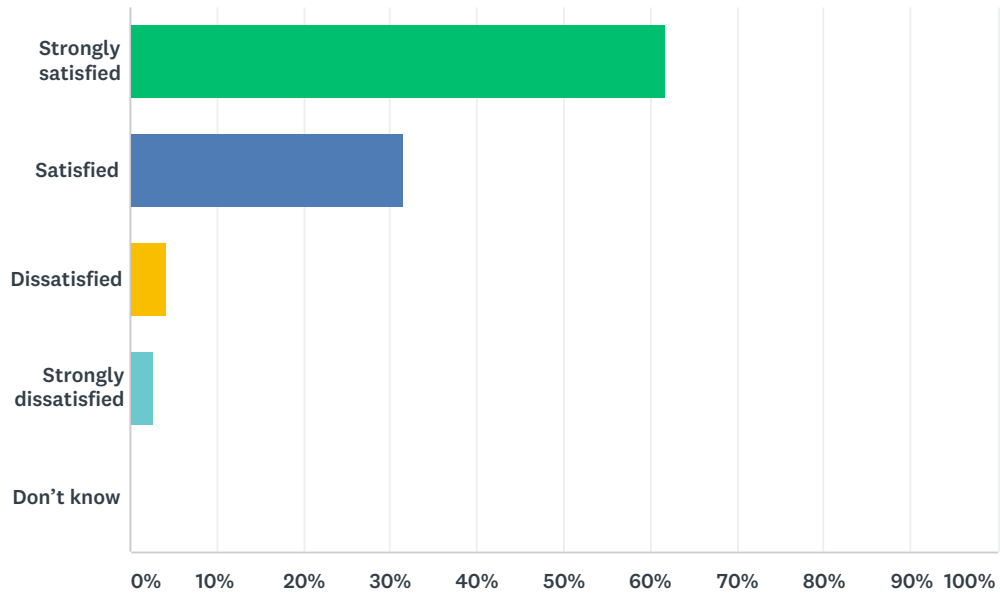
Answered: 73 Skipped: 4



ANSWER CHOICES	RESPONSES	
Strongly satisfied	60.27%	44
Satisfied	36.99%	27
Dissatisfied	2.74%	2
Strongly dissatisfied	0.00%	0
Don't know	0.00%	0
TOTAL		73

Q11 How satisfied are you with the leadership in your child's school?

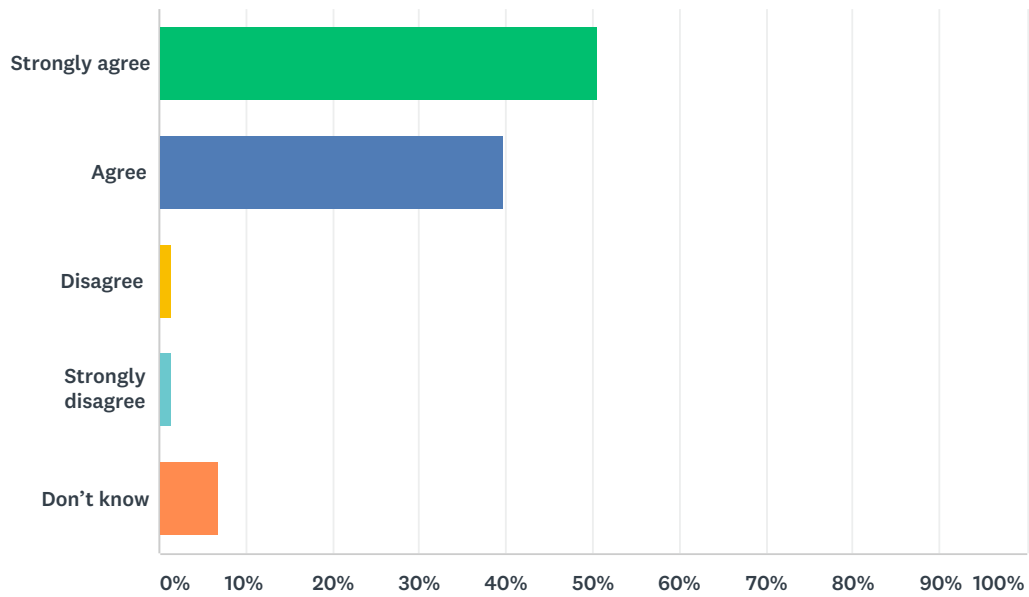
Answered: 73 Skipped: 4



ANSWER CHOICES	RESPONSES	
Strongly satisfied	61.64%	45
Satisfied	31.51%	23
Dissatisfied	4.11%	3
Strongly dissatisfied	2.74%	2
Don't know	0.00%	0
TOTAL		73

Q12 The rights and responsibilities of citizenship are reinforced in my child's school.

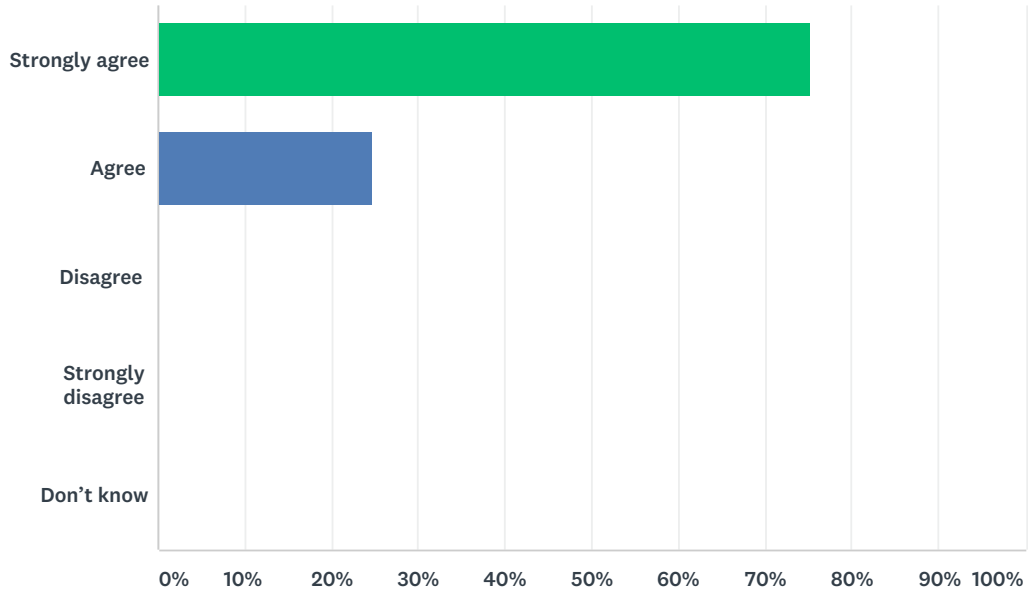
Answered: 73 Skipped: 4



ANSWER CHOICES	RESPONSES	
Strongly agree	50.68%	37
Agree	39.73%	29
Disagree	1.37%	1
Strongly disagree	1.37%	1
Don't know	6.85%	5
TOTAL		73

Q13 The school staff care about my child.

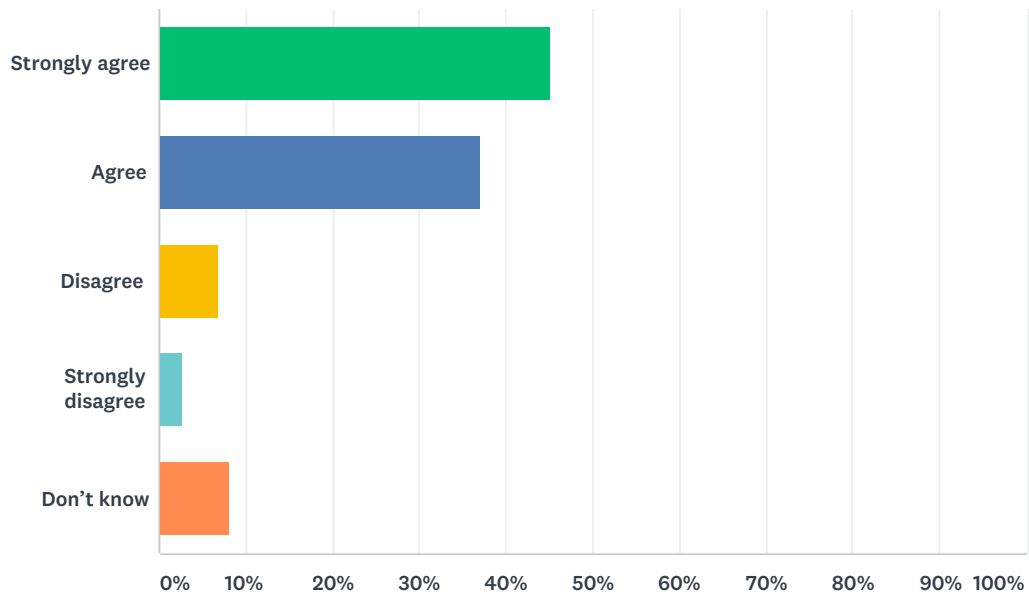
Answered: 73 Skipped: 4



ANSWER CHOICES	RESPONSES	
Strongly agree	75.34%	55
Agree	24.66%	18
Disagree	0.00%	0
Strongly disagree	0.00%	0
Don't know	0.00%	0
TOTAL		73

Q14 Discipline is handled in a fair and reasonable manner in my child's school.

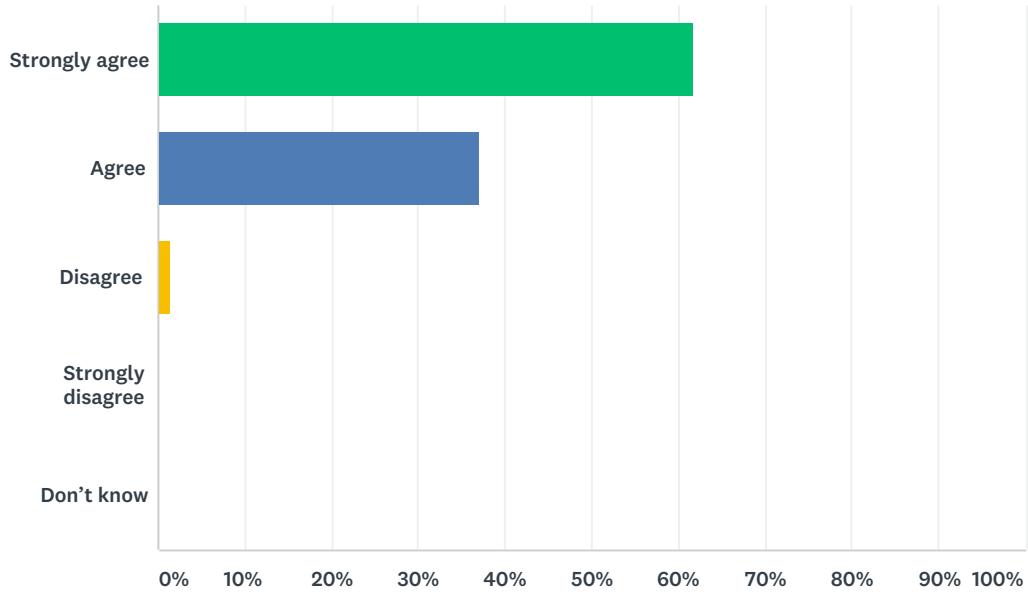
Answered: 73 Skipped: 4



ANSWER CHOICES	RESPONSES	
Strongly agree	45.21%	33
Agree	36.99%	27
Disagree	6.85%	5
Strongly disagree	2.74%	2
Don't know	8.22%	6
TOTAL		73

Q15 My child's school is safe.

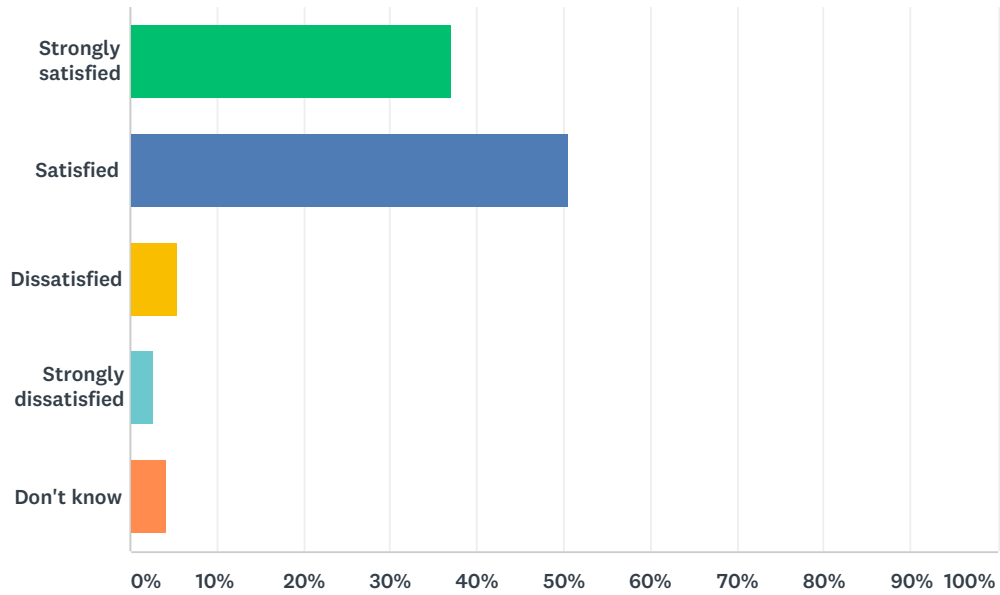
Answered: 73 Skipped: 4



ANSWER CHOICES	RESPONSES	
Strongly agree	61.64%	45
Agree	36.99%	27
Disagree	1.37%	1
Strongly disagree	0.00%	0
Don't know	0.00%	0
TOTAL		73

Q16 How satisfied are you with the resources available to support your child's learning?

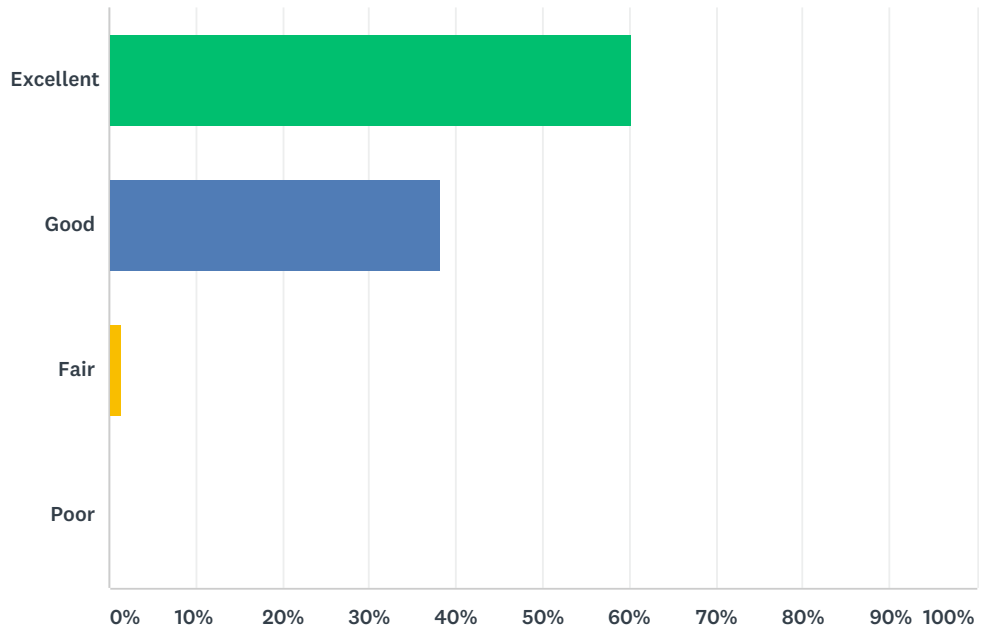
Answered: 73 Skipped: 4



ANSWER CHOICES	RESPONSES	
Strongly satisfied	36.99%	27
Satisfied	50.68%	37
Dissatisfied	5.48%	4
Strongly dissatisfied	2.74%	2
Don't know	4.11%	3
TOTAL		73

Q17 How would you rate the physical condition of your child's school?

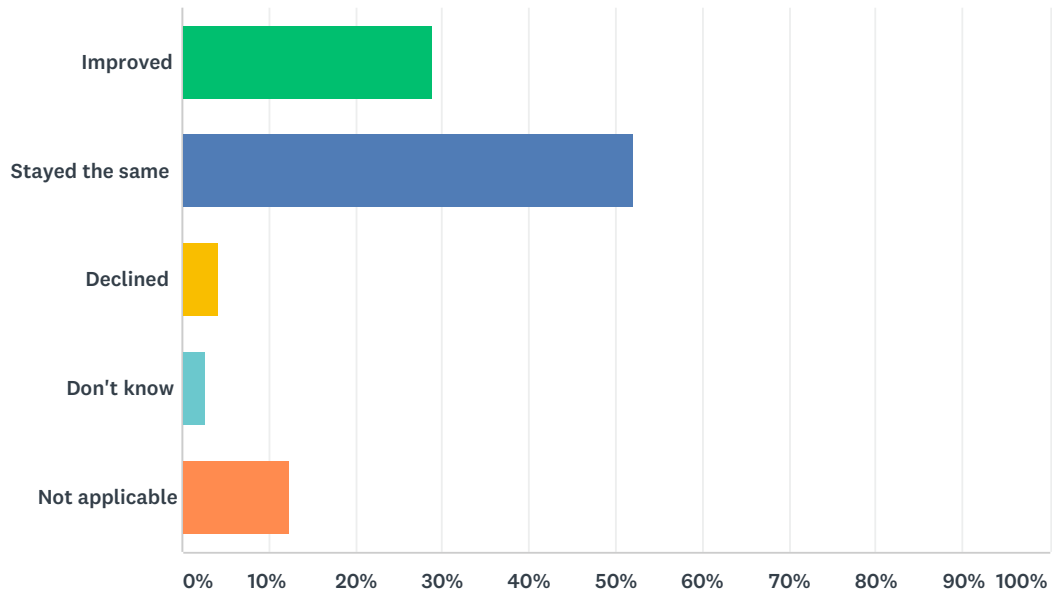
Answered: 73 Skipped: 4



ANSWER CHOICES	RESPONSES	
Excellent	60.27%	44
Good	38.36%	28
Fair	1.37%	1
Poor	0.00%	0
TOTAL		73

Q18 In your opinion, has the quality of education your child has experienced at school improved, stayed the same or declined in the past three years?

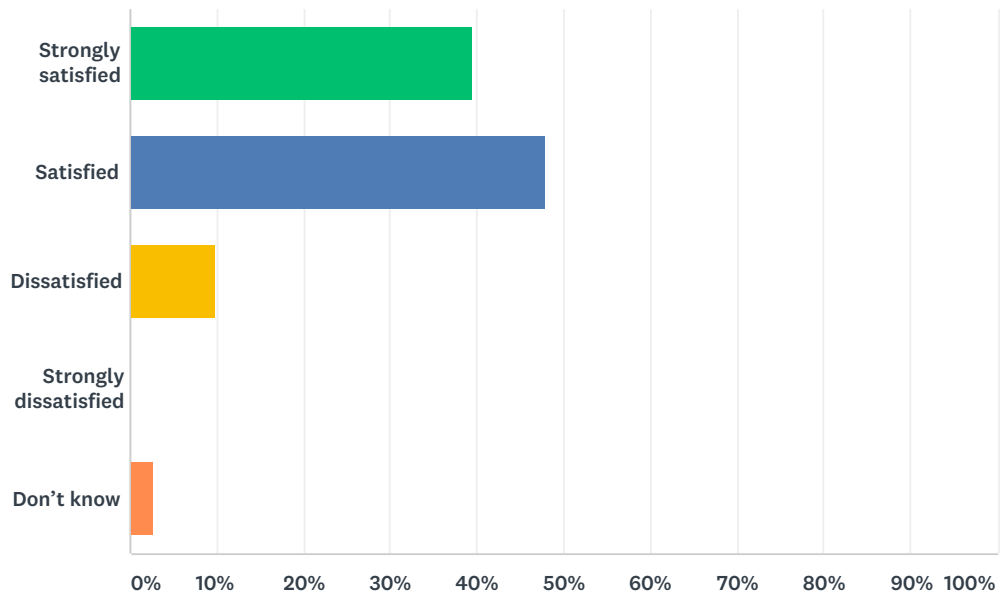
Answered: 73 Skipped: 4



ANSWER CHOICES	RESPONSES	
Improved	28.77%	21
Stayed the same	52.05%	38
Declined	4.11%	3
Don't know	2.74%	2
Not applicable	12.33%	9
TOTAL		73

Q19 How satisfied are you with the opportunity to be involved in decisions at your child's school?

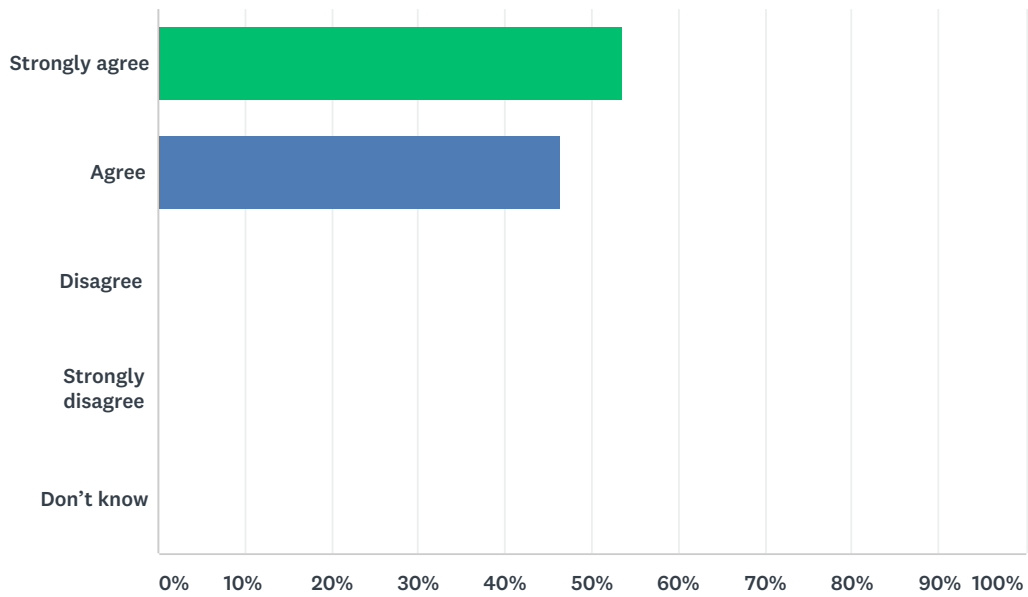
Answered: 71 Skipped: 6



ANSWER CHOICES	RESPONSES	
Strongly satisfied	39.44%	28
Satisfied	47.89%	34
Dissatisfied	9.86%	7
Strongly dissatisfied	0.00%	0
Don't know	2.82%	2
TOTAL		71

Q20 The school keeps me informed about my child's progress and achievement.

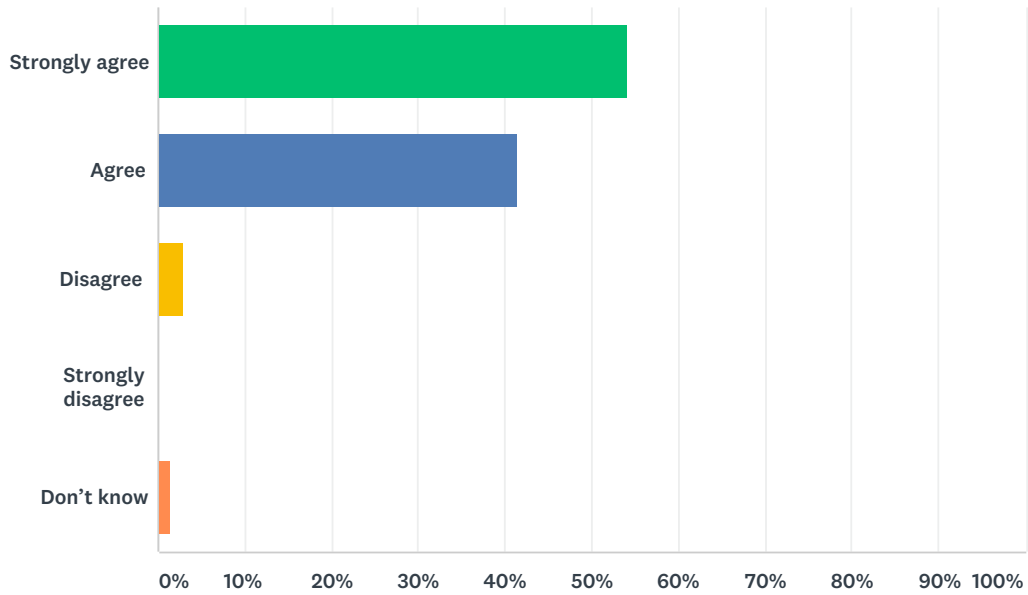
Answered: 71 Skipped: 6



ANSWER CHOICES	RESPONSES	
Strongly agree	53.52%	38
Agree	46.48%	33
Disagree	0.00%	0
Strongly disagree	0.00%	0
Don't know	0.00%	0
TOTAL		71

Q21 There is open and honest communication within my child's school.

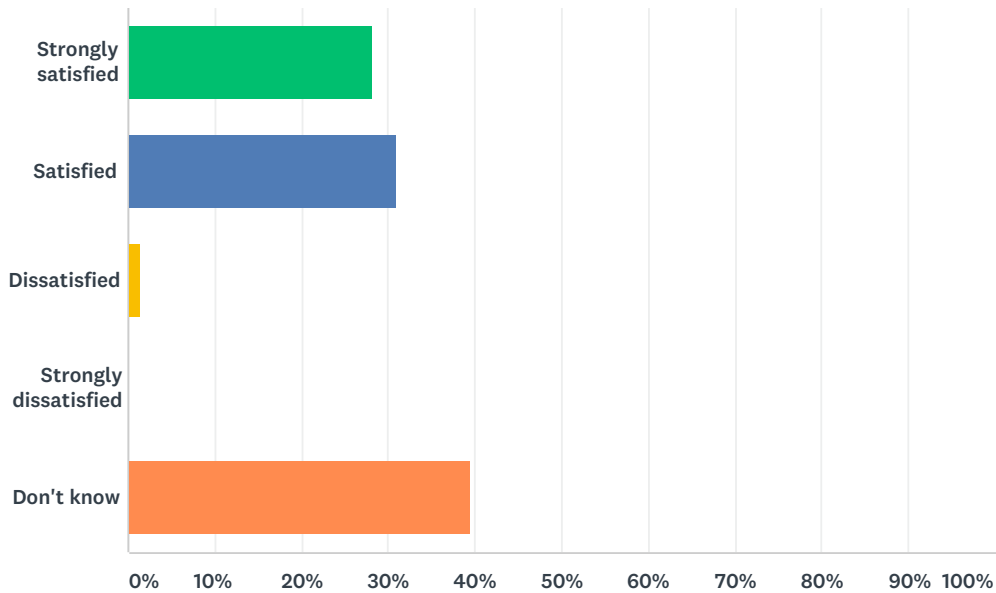
Answered: 70 Skipped: 7



ANSWER CHOICES	RESPONSES	
Strongly agree	54.29%	38
Agree	41.43%	29
Disagree	2.86%	2
Strongly disagree	0.00%	0
Don't know	1.43%	1
TOTAL		70

Q22 How satisfied are you with the community partnerships that may be established at your school? For example: Saffron, KEYS program, Green Certificate, lunch programs, after-school programs, RAP, Tools for School, Scratch Day, Entrepreneurial Adventure, scholarships/grants, etc.

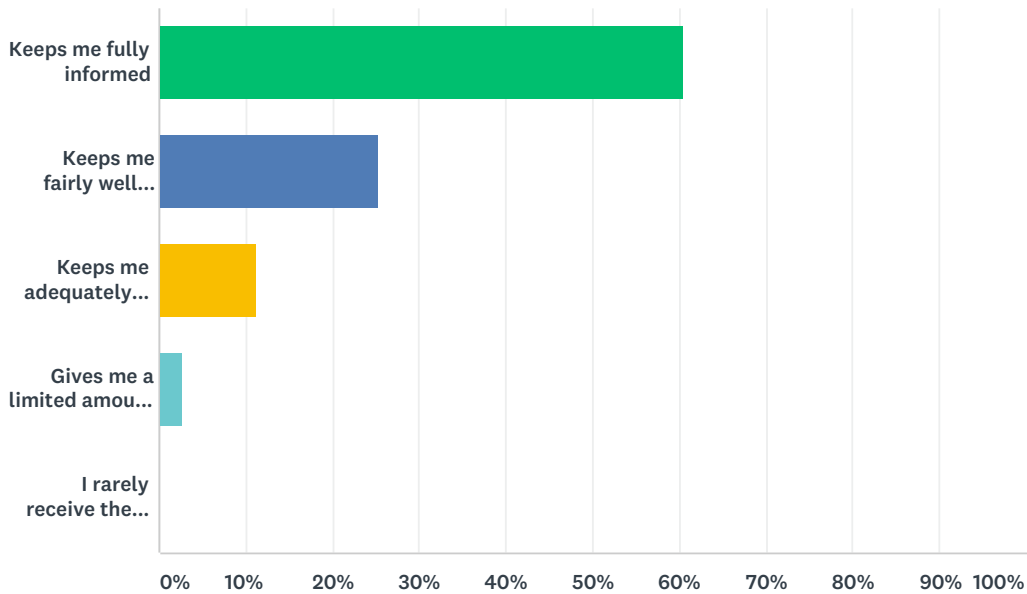
Answered: 71 Skipped: 6



ANSWER CHOICES	RESPONSES	
Strongly satisfied	28.17%	20
Satisfied	30.99%	22
Dissatisfied	1.41%	1
Strongly dissatisfied	0.00%	0
Don't know	39.44%	28
TOTAL		71

Q23 Elk Island Public Schools appreciates the opportunity to stay connected with parents about news, activities, programs and other matters of importance. What is your impression of the communication you receive from your child's school?

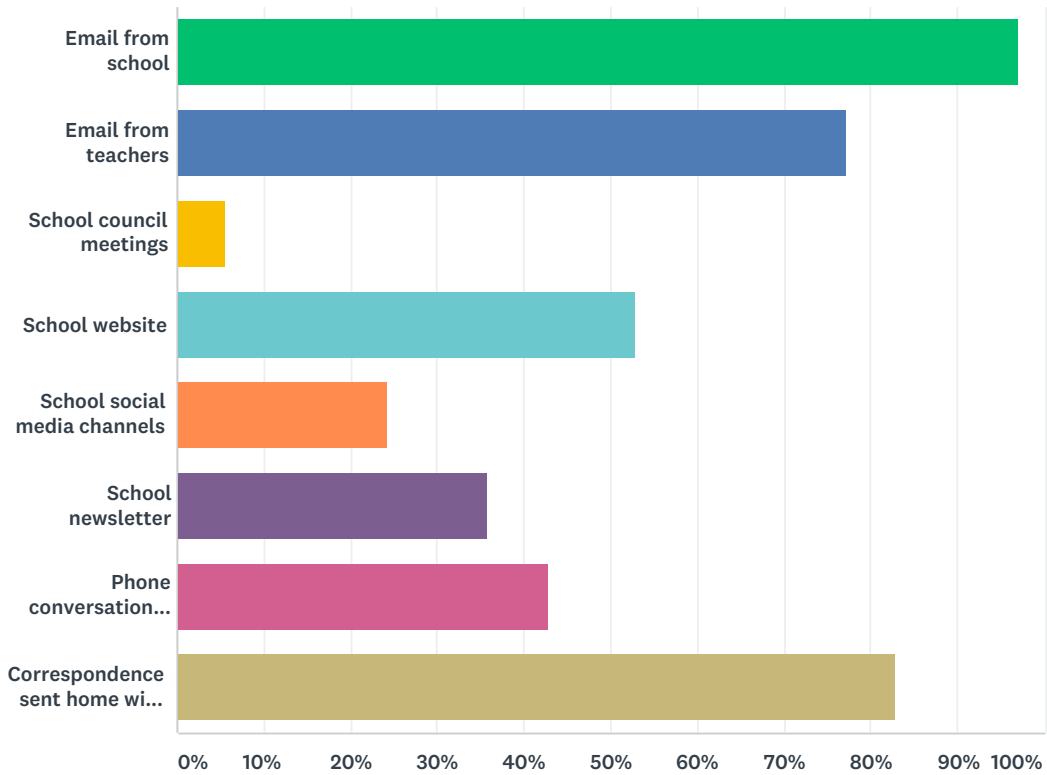
Answered: 71 Skipped: 6



ANSWER CHOICES	RESPONSES	
Keeps me fully informed	60.56%	43
Keeps me fairly well informed	25.35%	18
Keeps me adequately informed	11.27%	8
Gives me a limited amount of information	2.82%	2
I rarely receive the information I need	0.00%	0
TOTAL		71

Q24 Do you regularly make use of the following to keep up to date on school activities, programs, etc.? Check all that apply.

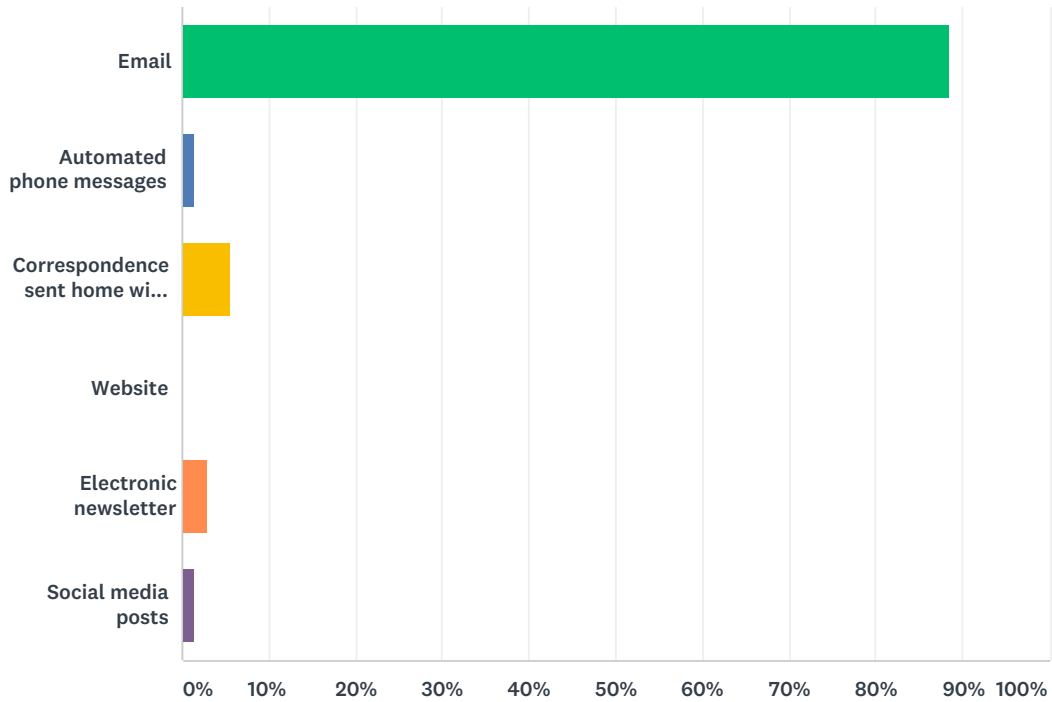
Answered: 70 Skipped: 7



ANSWER CHOICES	RESPONSES	
Email from school	97.14%	68
Email from teachers	77.14%	54
School council meetings	5.71%	4
School website	52.86%	37
School social media channels	24.29%	17
School newsletter	35.71%	25
Phone conversations with the school or teachers	42.86%	30
Correspondence sent home with your child	82.86%	58
Total Respondents: 70		

Q25 What is your most preferred method of communication from the school and Division?

Answered: 70 Skipped: 7

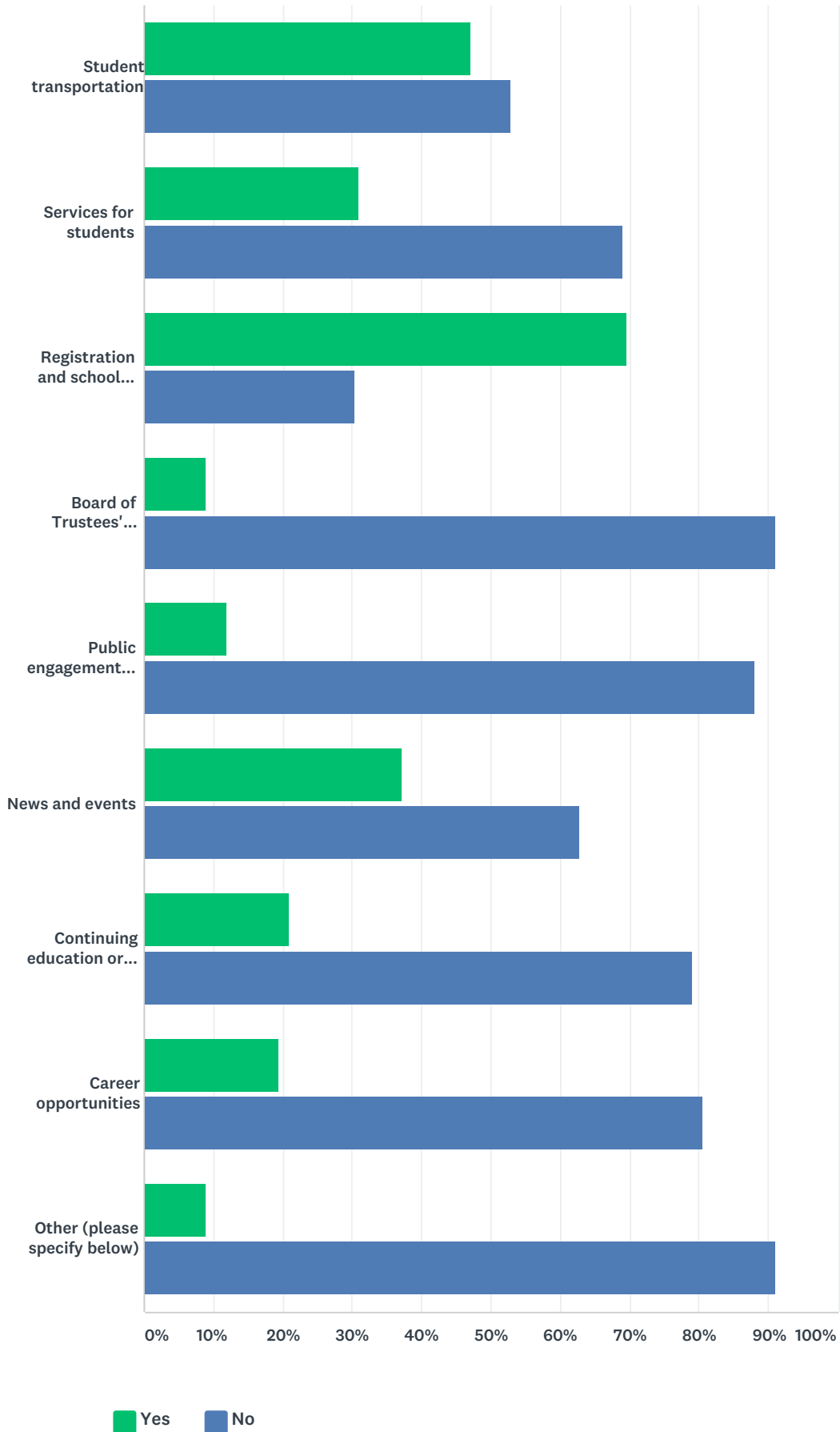


ANSWER CHOICES	RESPONSES	
Email	88.57%	62
Automated phone messages	1.43%	1
Correspondence sent home with your child	5.71%	4
Website	0.00%	0
Electronic newsletter	2.86%	2
Social media posts	1.43%	1
TOTAL		70

Q26 Do you visit the Division website (www.eips.ca) for information on:

Answered: 70 Skipped: 7

EIPS Parent Survey 2018-19



■ Yes
 ■ No

	YES	NO	TOTAL	WEIGHTED AVERAGE
--	-----	----	-------	------------------

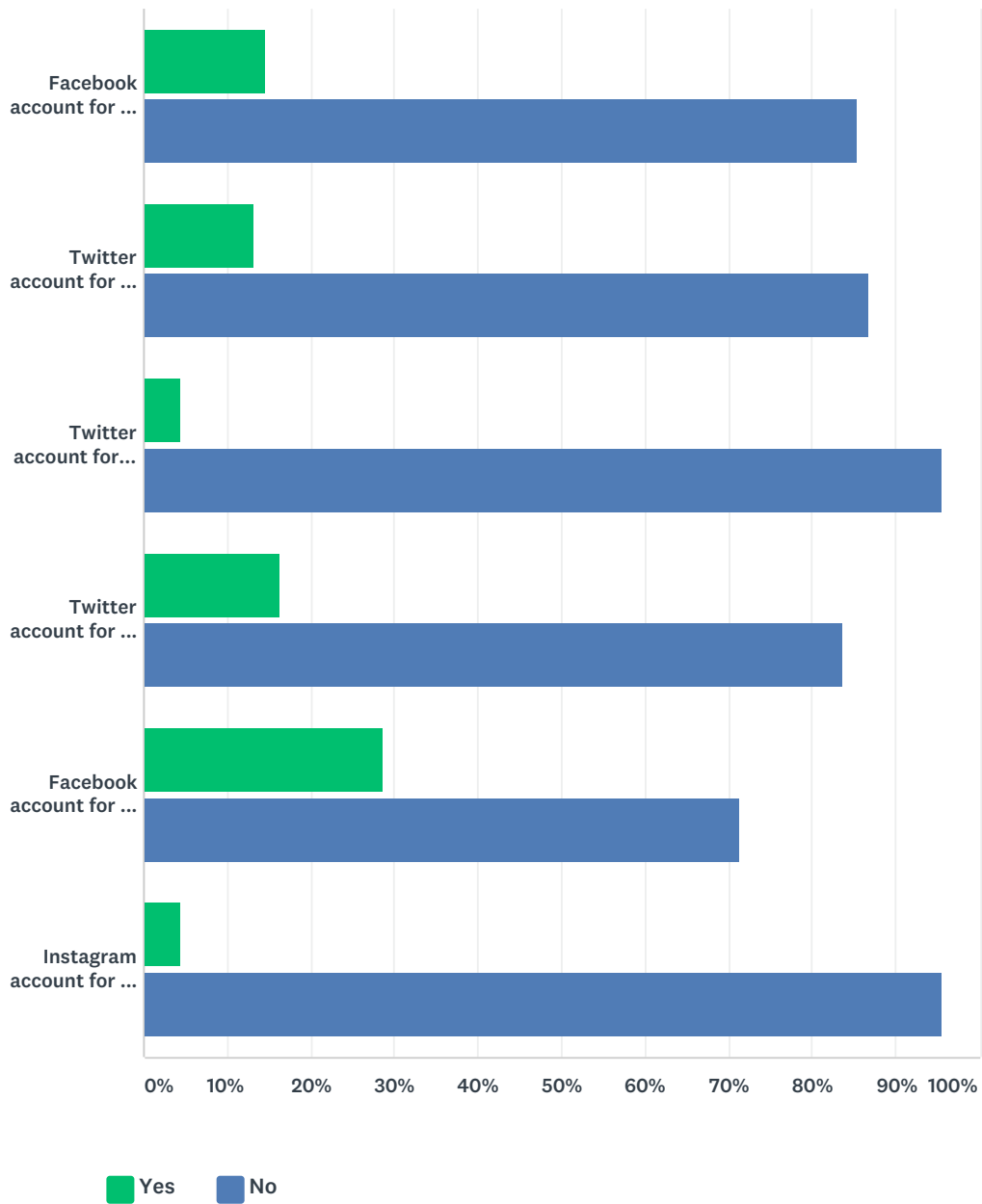
EIPS Parent Survey 2018-19

Student transportation	47.06% 32	52.94% 36	68	1.47
Services for students	30.88% 21	69.12% 47	68	1.31
Registration and school boundaries	69.57% 48	30.43% 21	69	1.70
Board of Trustees' meetings	8.96% 6	91.04% 61	67	1.09
Public engagement initiatives	11.94% 8	88.06% 59	67	1.12
News and events	37.14% 26	62.86% 44	70	1.37
Continuing education or summer courses	20.90% 14	79.10% 53	67	1.21
Career opportunities	19.40% 13	80.60% 54	67	1.19
Other (please specify below)	9.09% 5	90.91% 50	55	1.09

#	OTHER:	DATE
1	School calendar	3/23/2019 7:49 AM
2	lunch program	3/21/2019 9:27 AM
3	To access PowerSchool and find teachers emails	3/20/2019 9:05 PM
4	lunches	3/20/2019 1:40 PM
5	opportunities to be involved	3/20/2019 9:56 AM

Q27 The Division and schools often share news and information on social media. Do you follow:

Answered: 70 Skipped: 7



	YES	NO	TOTAL	WEIGHTED AVERAGE
Facebook account for the Division (Facebook.com/ElkIslandPublicSchools)	14.71% 10	85.29% 58	68	1.15
Twitter account for the Division (@eips)	13.24% 9	86.76% 59	68	1.13
Twitter account for EIPS Student Transportation (@eipsST)	4.41% 3	95.59% 65	68	1.04
Twitter account for my child's school	16.42% 11	83.58% 56	67	1.16

EIPS Parent Survey 2018-19

Facebook account for my child's school, if applicable	28.57%	71.43%		
	20	50	70	1.29
<hr/>				
Instagram account for my child's school, if applicable	4.41%	95.59%		
	3	65	68	1.04