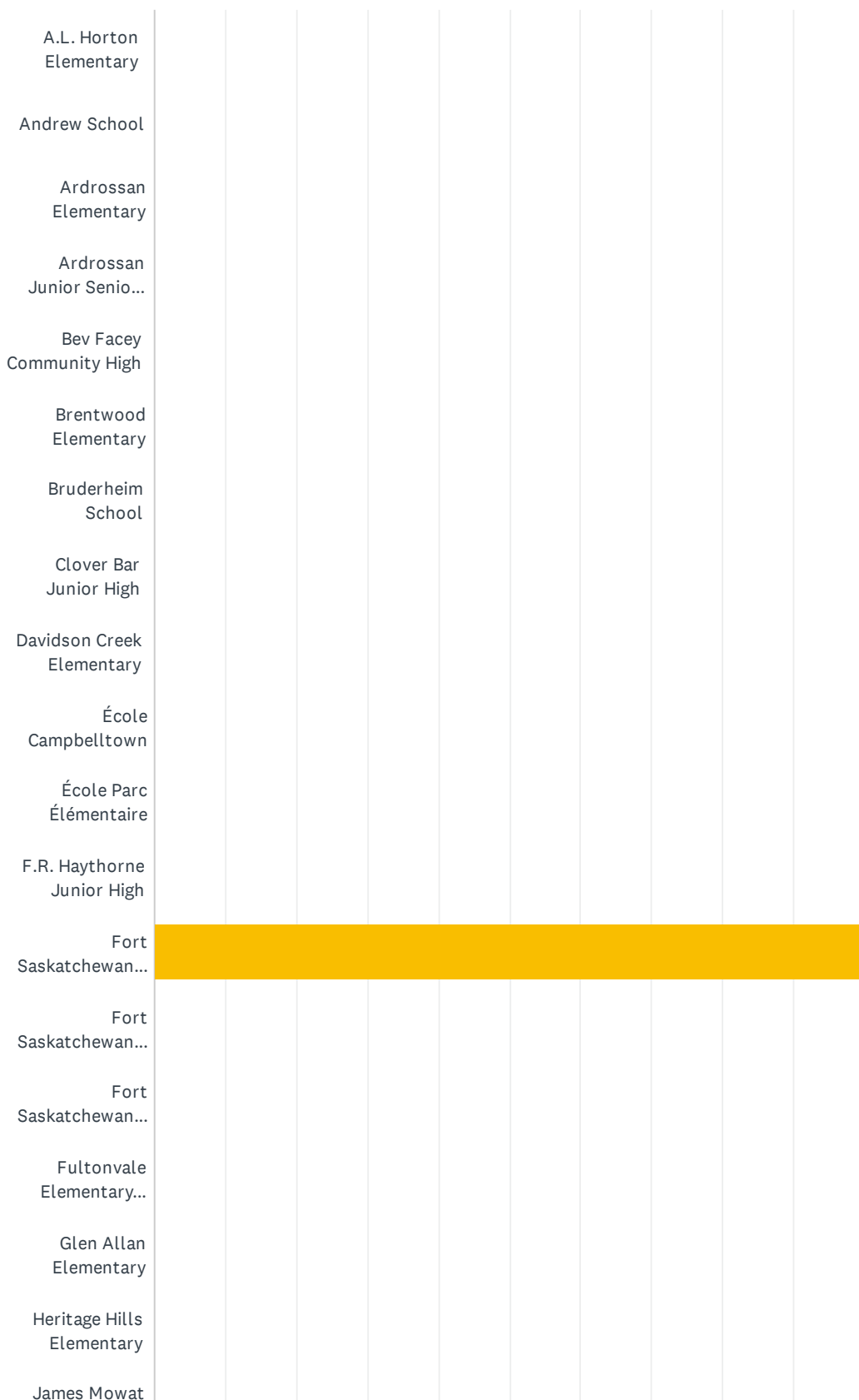



Q1 What school does your child currently attend?

Answered: 67 Skipped: 0



EIPS Parent Survey 2021-22



EIPS Parent Survey 2021-22

0% 10% 20% 30% 40% 50% 60% 70% 80% 90% 100%

EIPS Parent Survey 2021-22

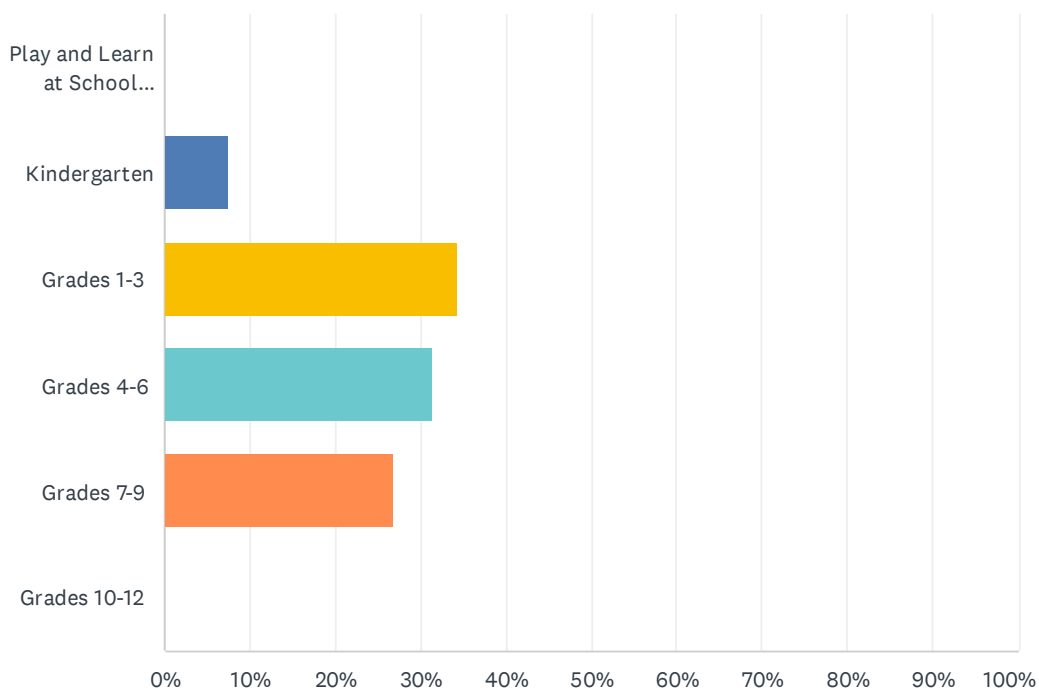
ANSWER CHOICES	RESPONSES	
A.L. Horton Elementary	0.00%	0
Andrew School	0.00%	0
Ardrossan Elementary	0.00%	0
Ardrossan Junior Senior High	0.00%	0
Bev Facey Community High	0.00%	0
Brentwood Elementary	0.00%	0
Bruderheim School	0.00%	0
Clover Bar Junior High	0.00%	0
Davidson Creek Elementary	0.00%	0
École Campbelltown	0.00%	0
École Parc Élémentaire	0.00%	0
F.R. Haythorne Junior High	0.00%	0
Fort Saskatchewan Christian	100.00%	67
Fort Saskatchewan Elementary	0.00%	0
Fort Saskatchewan High	0.00%	0
Fultonvale Elementary Junior High	0.00%	0
Glen Allan Elementary	0.00%	0
Heritage Hills Elementary	0.00%	0
James Mowat Elementary	0.00%	0
Lakeland Ridge	0.00%	0
Lamont Elementary	0.00%	0
Lamont High	0.00%	0
Mills Haven Elementary	0.00%	0
Mundare School	0.00%	0
Next Step/Outreach	0.00%	0
Pine Street Elementary	0.00%	0
Rudolph Hennig Junior High	0.00%	0
Salisbury Composite High	0.00%	0
Sherwood Heights Junior High	0.00%	0
SouthPointe School	0.00%	0
Strathcona Christian Academy Elementary	0.00%	0
Strathcona Christian Academy Secondary	0.00%	0

EIPS Parent Survey 2021-22

Uncas Elementary	0.00%	0
Vegreville Composite High	0.00%	0
Wes Hosford Elementary	0.00%	0
Westboro Elementary	0.00%	0
Win Ferguson Elementary	0.00%	0
Woodbridge Farms Elementary	0.00%	0
Home Education	0.00%	0
TOTAL		67

Q2 What grade is your child currently in?

Answered: 67 Skipped: 0



ANSWER CHOICES	RESPONSES	
Play and Learn at School (PALS)	0.00%	0
Kindergarten	7.46%	5
Grades 1-3	34.33%	23
Grades 4-6	31.34%	21
Grades 7-9	26.87%	18
Grades 10-12	0.00%	0
TOTAL		67

Q3 As a result of being in the Play and Learn at School (PALS) program, my child's demonstrating growth in their development.

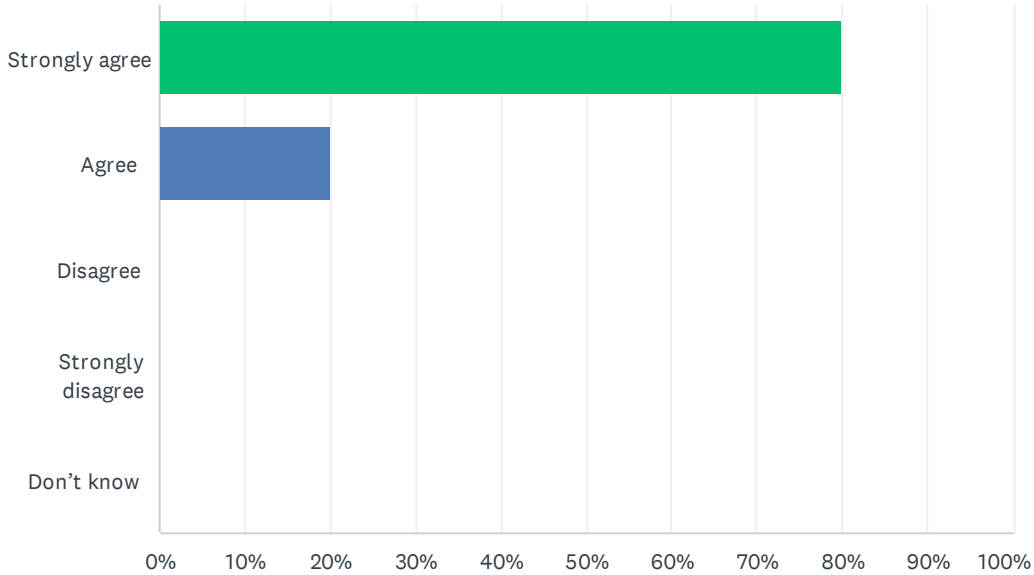
Answered: 0 Skipped: 67

 No matching responses.

ANSWER CHOICES	RESPONSES
Strongly agree	0.00% 0
Agree	0.00% 0
Disagree	0.00% 0
Strongly disagree	0.00% 0
Don't know	0.00% 0
TOTAL	0

Q4 As a result of being in the Kindergarten program, my child's becoming ready to enter Grade 1.

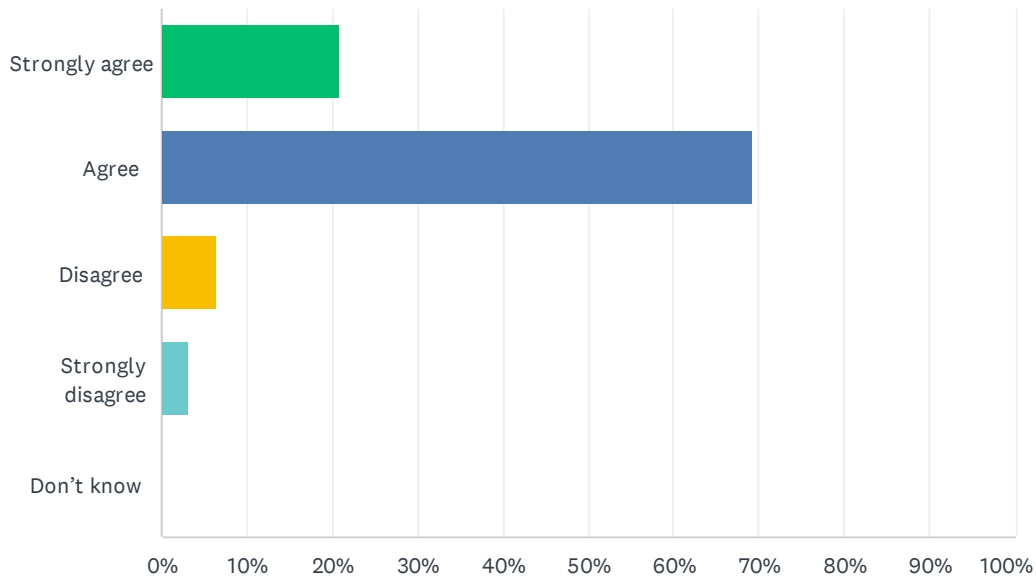
Answered: 5 Skipped: 62



ANSWER CHOICES	RESPONSES	
Strongly agree	80.00%	4
Agree	20.00%	1
Disagree	0.00%	0
Strongly disagree	0.00%	0
Don't know	0.00%	0
TOTAL		5

Q5 My child's individual needs are met.

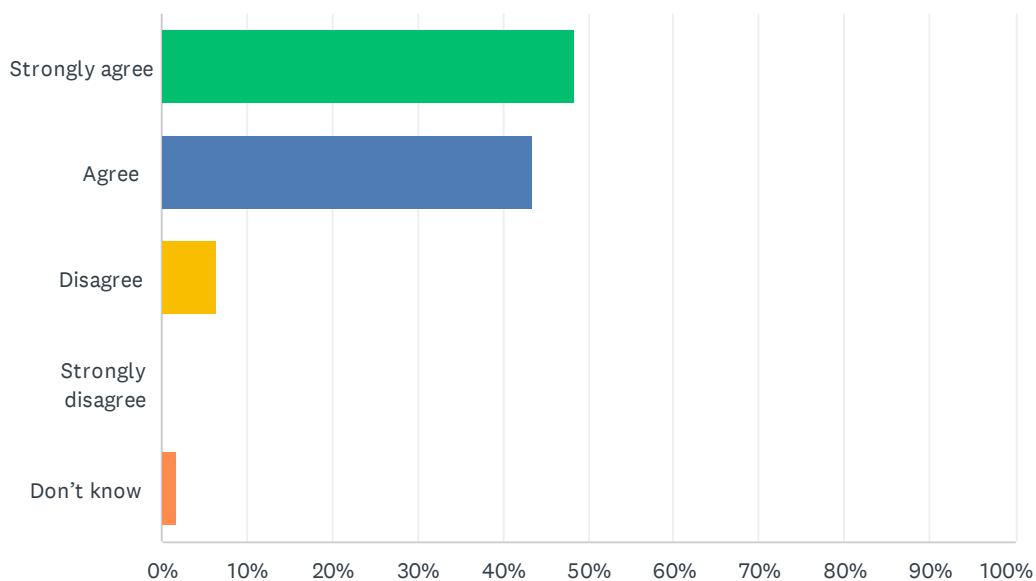
Answered: 62 Skipped: 5



ANSWER CHOICES	RESPONSES	
Strongly agree	20.97%	13
Agree	69.35%	43
Disagree	6.45%	4
Strongly disagree	3.23%	2
Don't know	0.00%	0
TOTAL		62

Q6 My child's encouraged to do their best.

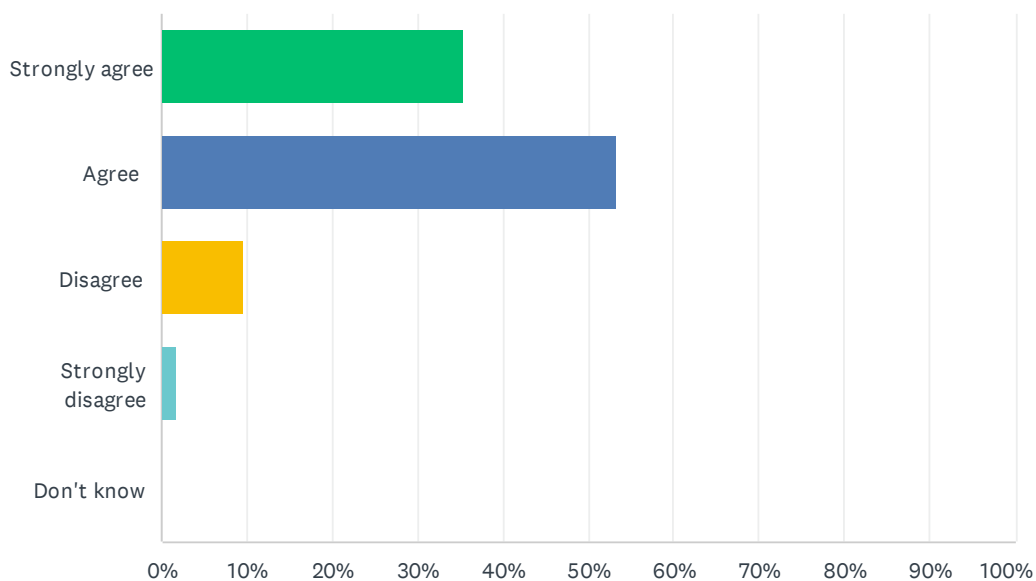
Answered: 62 Skipped: 5



ANSWER CHOICES	RESPONSES	
Strongly agree	48.39%	30
Agree	43.55%	27
Disagree	6.45%	4
Strongly disagree	0.00%	0
Don't know	1.61%	1
TOTAL		62

Q7 My child's demonstrating growth in literacy.

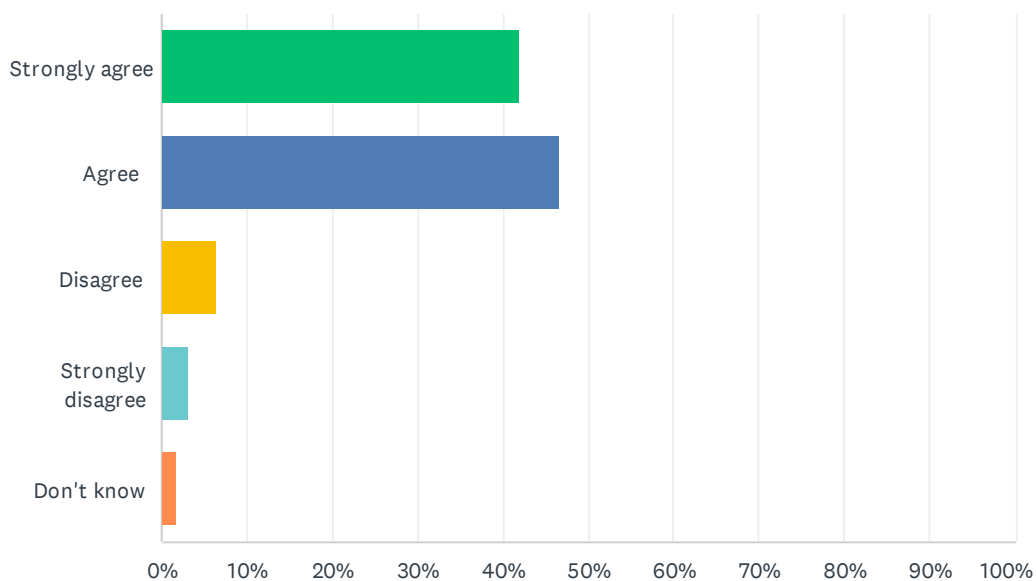
Answered: 62 Skipped: 5



ANSWER CHOICES	RESPONSES	
Strongly agree	35.48%	22
Agree	53.23%	33
Disagree	9.68%	6
Strongly disagree	1.61%	1
Don't know	0.00%	0
TOTAL		62

Q8 My child's demonstrating growth in numeracy.

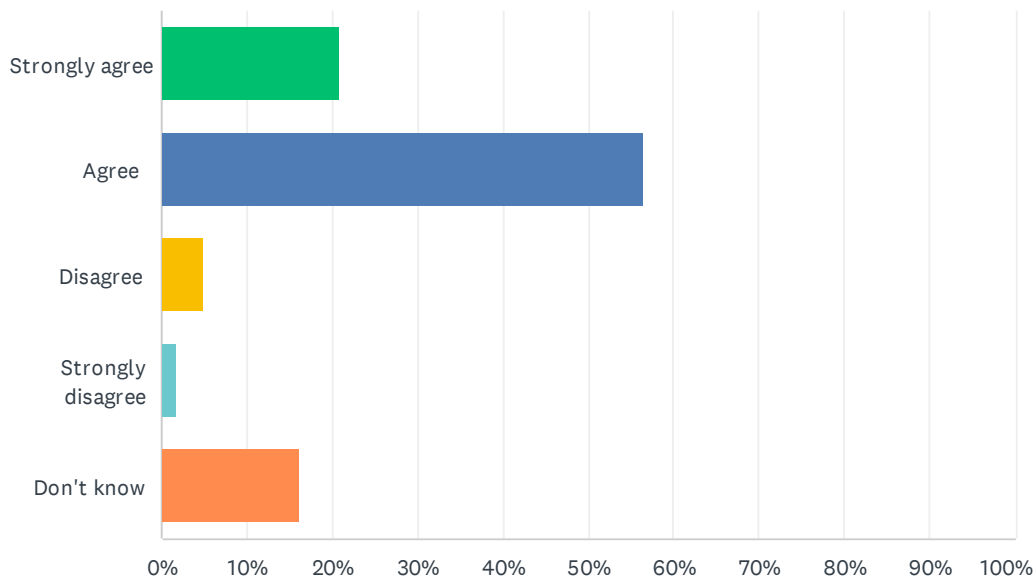
Answered: 62 Skipped: 5



ANSWER CHOICES	RESPONSES	
Strongly agree	41.94%	26
Agree	46.77%	29
Disagree	6.45%	4
Strongly disagree	3.23%	2
Don't know	1.61%	1
TOTAL		62

Q9 My child has an understanding of First Nations, Métis and Inuit culture and history.

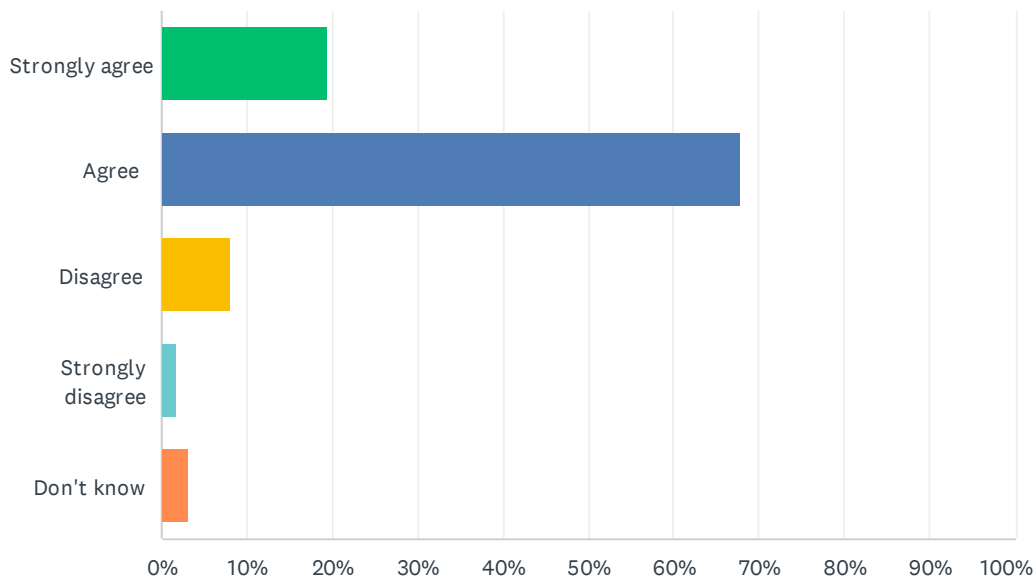
Answered: 62 Skipped: 5



ANSWER CHOICES	RESPONSES	
Strongly agree	20.97%	13
Agree	56.45%	35
Disagree	4.84%	3
Strongly disagree	1.61%	1
Don't know	16.13%	10
TOTAL		62

Q10 My child's learning the knowledge, skills and attitudes necessary to be successful in life.

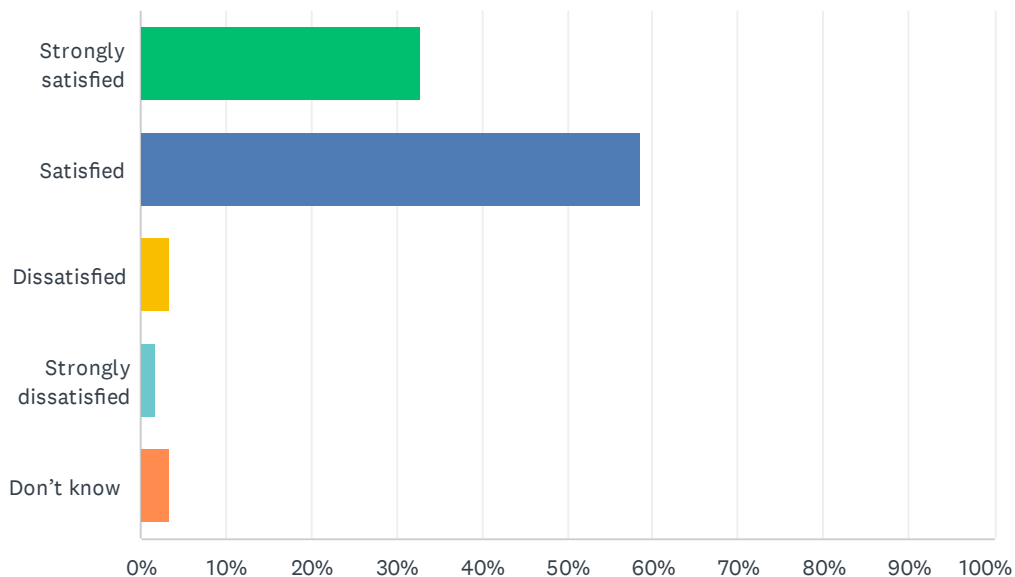
Answered: 62 Skipped: 5



ANSWER CHOICES	RESPONSES	
Strongly agree	19.35%	12
Agree	67.74%	42
Disagree	8.06%	5
Strongly disagree	1.61%	1
Don't know	3.23%	2
TOTAL		62

Q11 How satisfied are you with the quality of education your child's receiving at school?

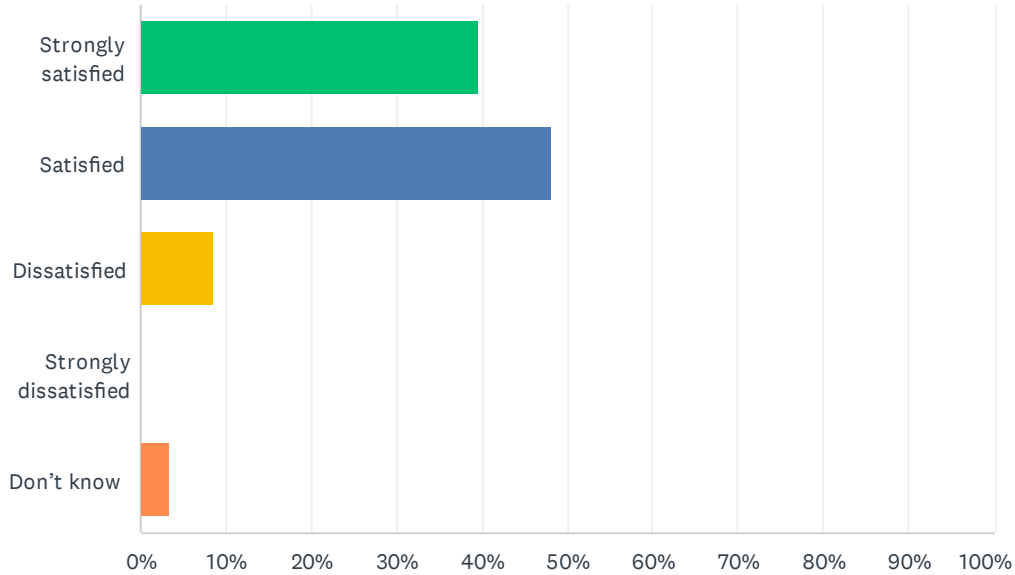
Answered: 58 Skipped: 9



ANSWER CHOICES	RESPONSES	
Strongly satisfied	32.76%	19
Satisfied	58.62%	34
Dissatisfied	3.45%	2
Strongly dissatisfied	1.72%	1
Don't know	3.45%	2
TOTAL		58

Q12 How satisfied are you with the quality of teaching at your child's school?

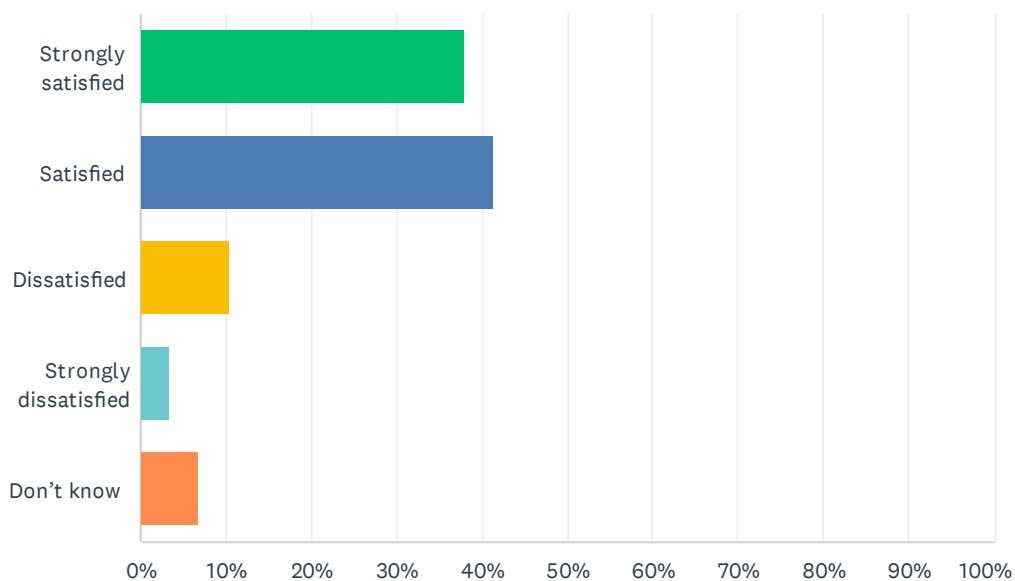
Answered: 58 Skipped: 9



ANSWER CHOICES	RESPONSES	
Strongly satisfied	39.66%	23
Satisfied	48.28%	28
Dissatisfied	8.62%	5
Strongly dissatisfied	0.00%	0
Don't know	3.45%	2
TOTAL		58

Q13 How satisfied are you with the leadership at your child's school?

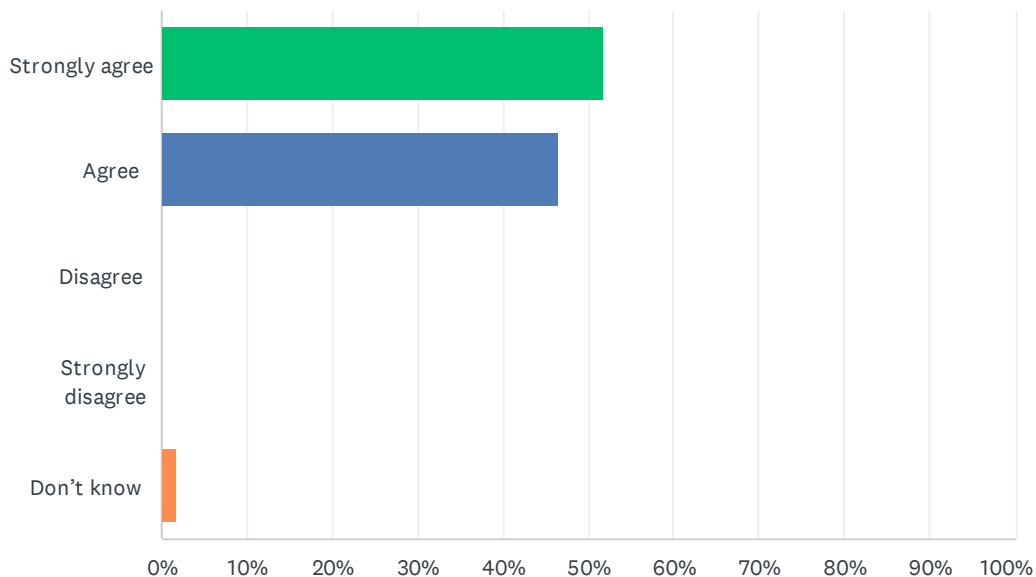
Answered: 58 Skipped: 9



ANSWER CHOICES	RESPONSES	
Strongly satisfied	37.93%	22
Satisfied	41.38%	24
Dissatisfied	10.34%	6
Strongly dissatisfied	3.45%	2
Don't know	6.90%	4
TOTAL		58

Q14 My child’s school encourages my child to be a responsible, respectful and engaged citizen.

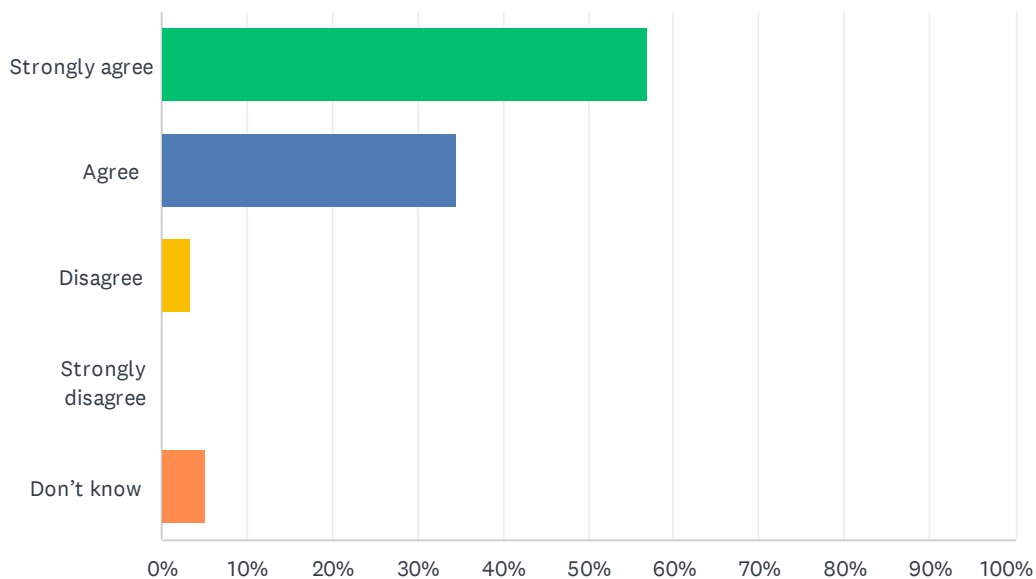
Answered: 58 Skipped: 9



ANSWER CHOICES	RESPONSES	
Strongly agree	51.72%	30
Agree	46.55%	27
Disagree	0.00%	0
Strongly disagree	0.00%	0
Don't know	1.72%	1
TOTAL		58

Q15 School staff care about my child.

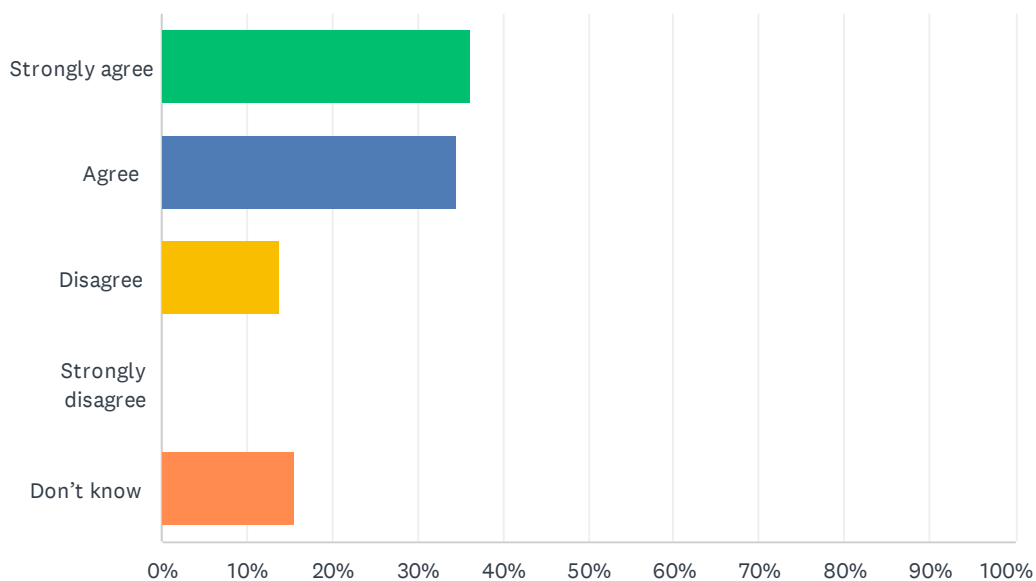
Answered: 58 Skipped: 9



ANSWER CHOICES	RESPONSES	
Strongly agree	56.90%	33
Agree	34.48%	20
Disagree	3.45%	2
Strongly disagree	0.00%	0
Don't know	5.17%	3
TOTAL		58

Q16 My child's school handles discipline fairly and reasonably.

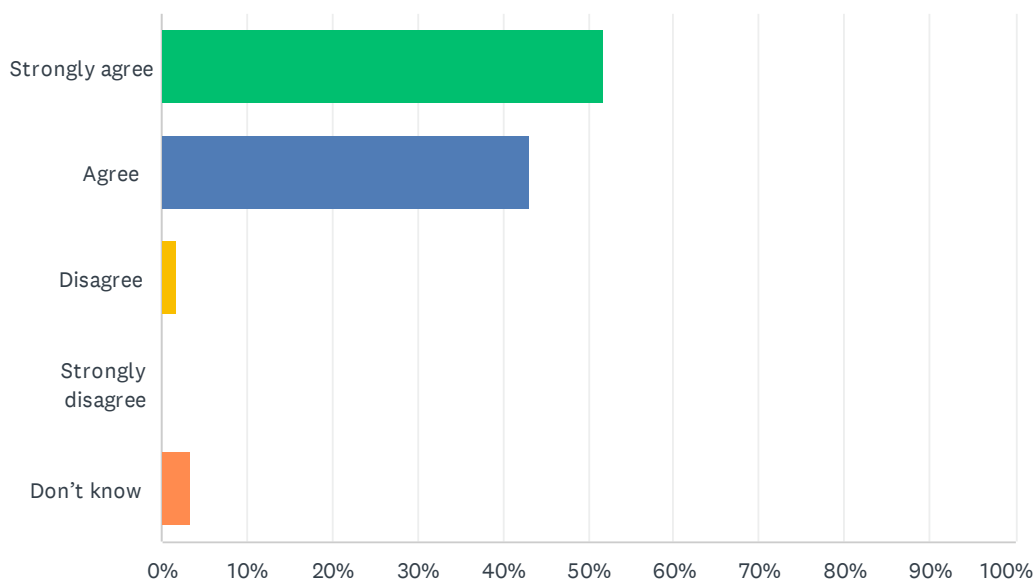
Answered: 58 Skipped: 9



ANSWER CHOICES	RESPONSES	
Strongly agree	36.21%	21
Agree	34.48%	20
Disagree	13.79%	8
Strongly disagree	0.00%	0
Don't know	15.52%	9
TOTAL		58

Q17 My child's school is safe.

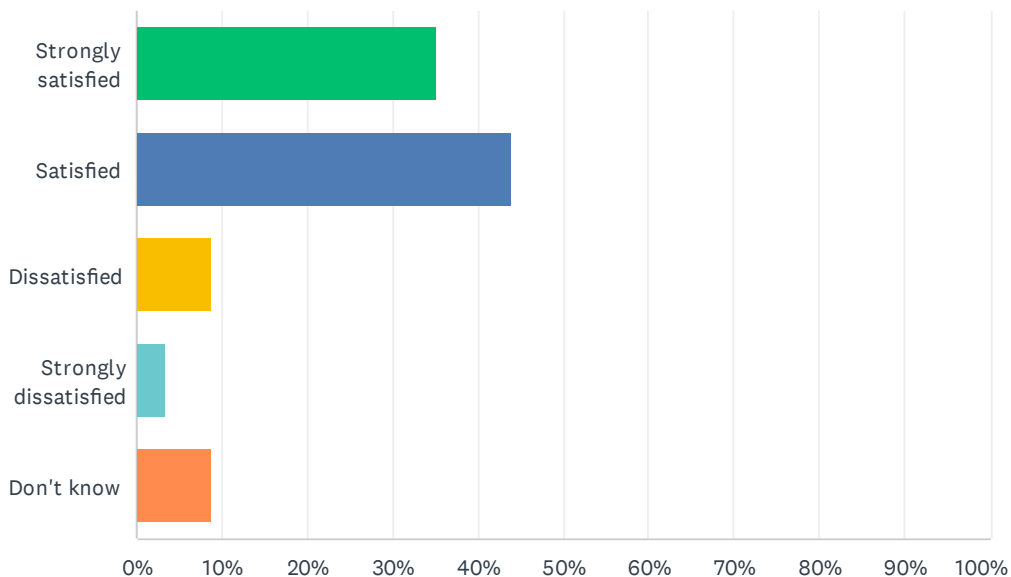
Answered: 58 Skipped: 9



ANSWER CHOICES	RESPONSES	
Strongly agree	51.72%	30
Agree	43.10%	25
Disagree	1.72%	1
Strongly disagree	0.00%	0
Don't know	3.45%	2
TOTAL		58

Q18 How satisfied are you with the resources available to support your child's learning?

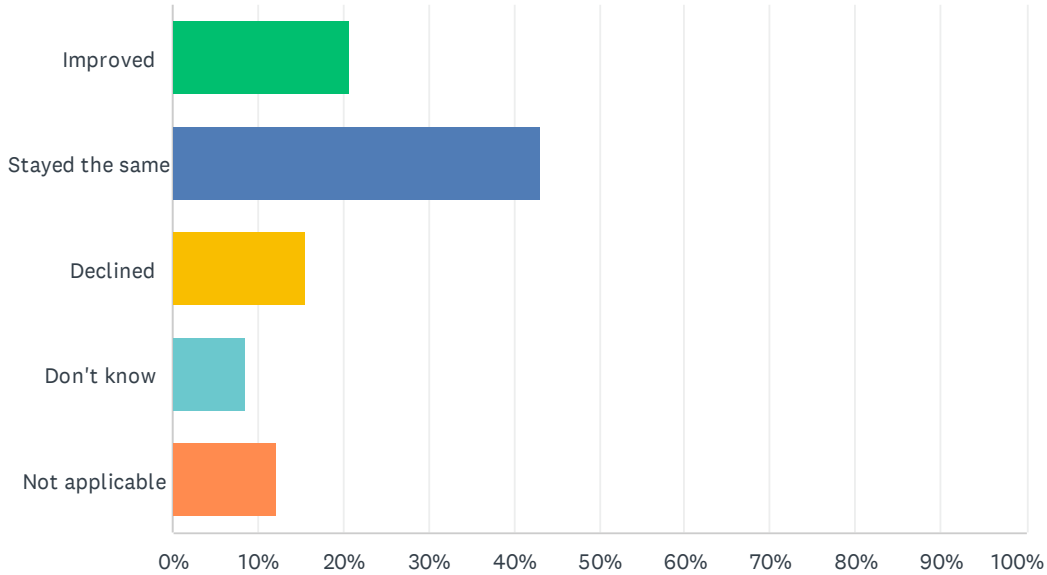
Answered: 57 Skipped: 10



ANSWER CHOICES	RESPONSES	
Strongly satisfied	35.09%	20
Satisfied	43.86%	25
Dissatisfied	8.77%	5
Strongly dissatisfied	3.51%	2
Don't know	8.77%	5
TOTAL		57

Q19 In your opinion, has the quality of education your child experienced improved, stayed the same or declined in the past three years?

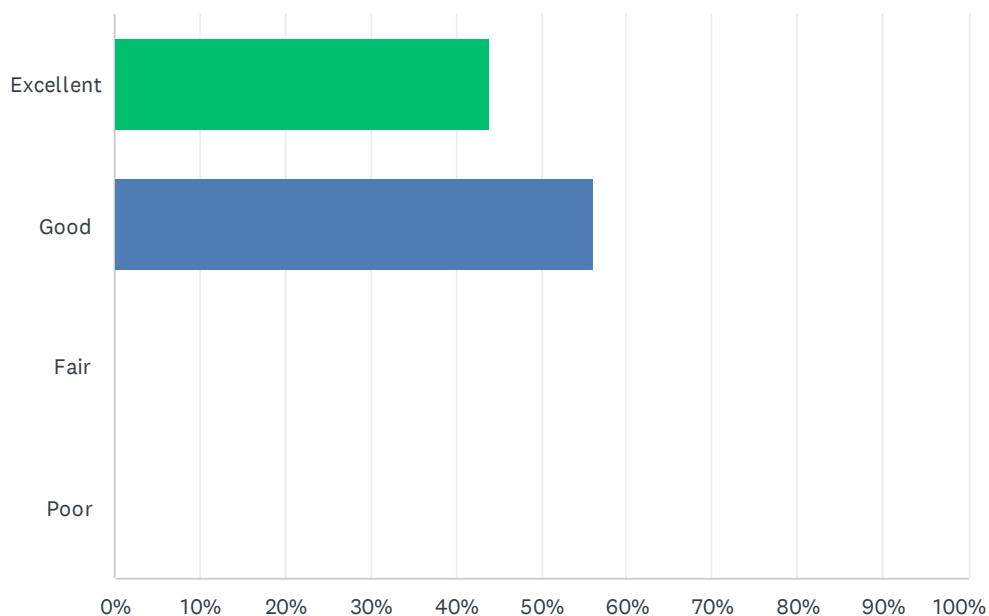
Answered: 58 Skipped: 9



ANSWER CHOICES	RESPONSES	
Improved	20.69%	12
Stayed the same	43.10%	25
Declined	15.52%	9
Don't know	8.62%	5
Not applicable	12.07%	7
TOTAL		58

Q20 How do you rate the physical condition of your child's school?

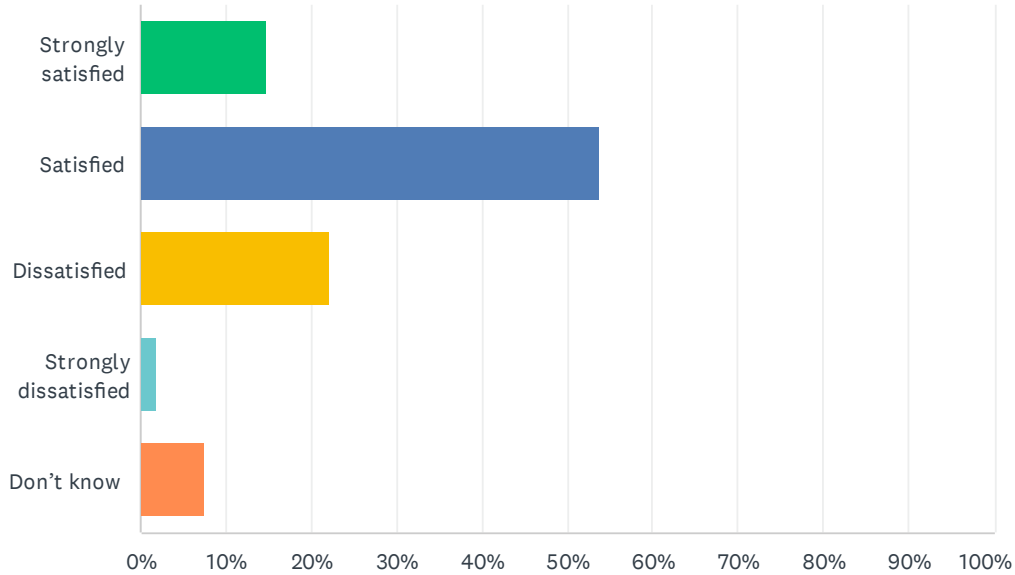
Answered: 57 Skipped: 10



ANSWER CHOICES	RESPONSES	
Excellent	43.86%	25
Good	56.14%	32
Fair	0.00%	0
Poor	0.00%	0
TOTAL		57

Q21 How satisfied are you with the opportunities provided to be involved in your child's education?

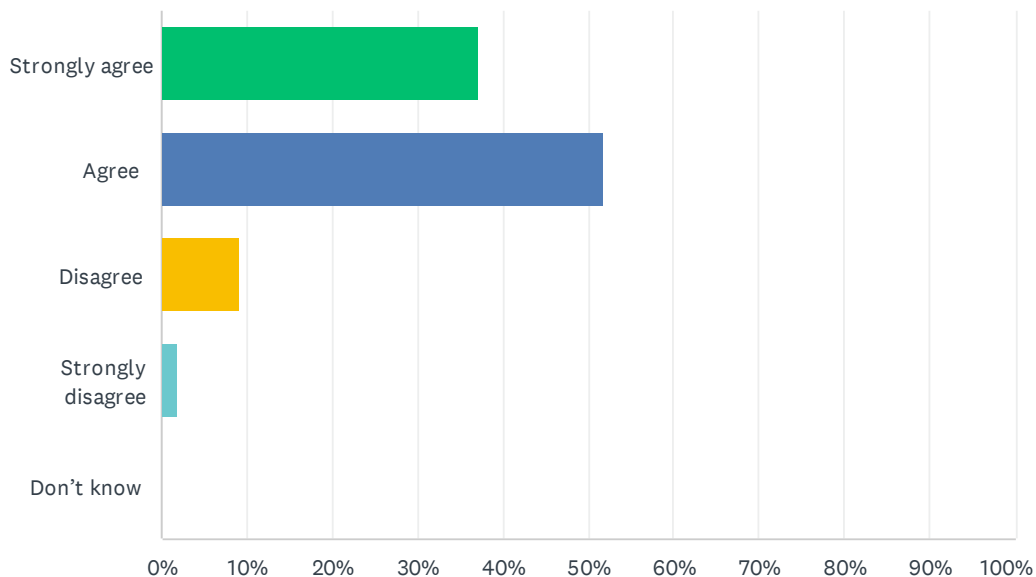
Answered: 54 Skipped: 13



ANSWER CHOICES	RESPONSES	
Strongly satisfied	14.81%	8
Satisfied	53.70%	29
Dissatisfied	22.22%	12
Strongly dissatisfied	1.85%	1
Don't know	7.41%	4
TOTAL		54

Q22 The school keeps me informed about my child's progress and achievement.

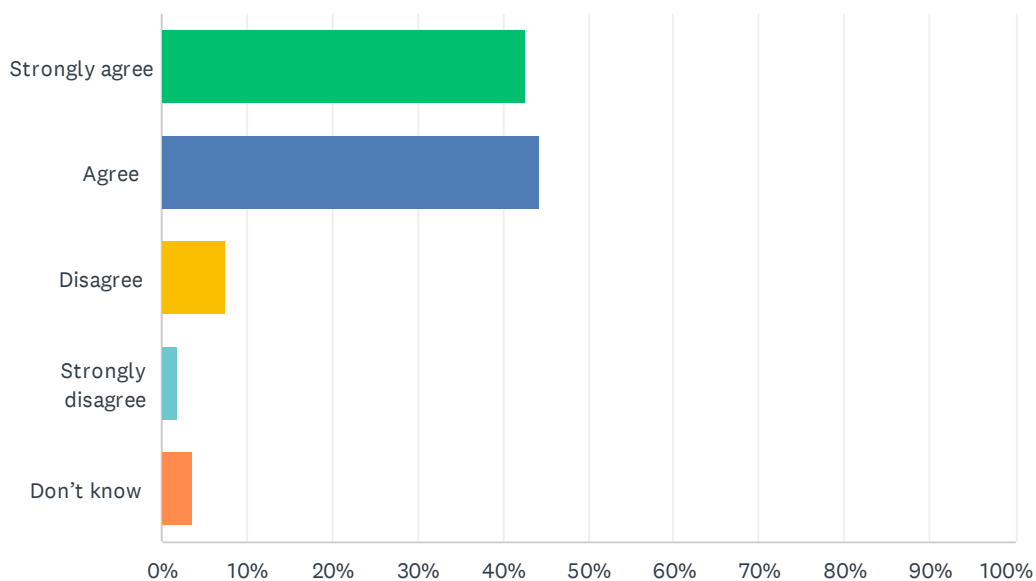
Answered: 54 Skipped: 13



ANSWER CHOICES	RESPONSES	
Strongly agree	37.04%	20
Agree	51.85%	28
Disagree	9.26%	5
Strongly disagree	1.85%	1
Don't know	0.00%	0
TOTAL		54

Q23 There is open and honest communication within my child's school.

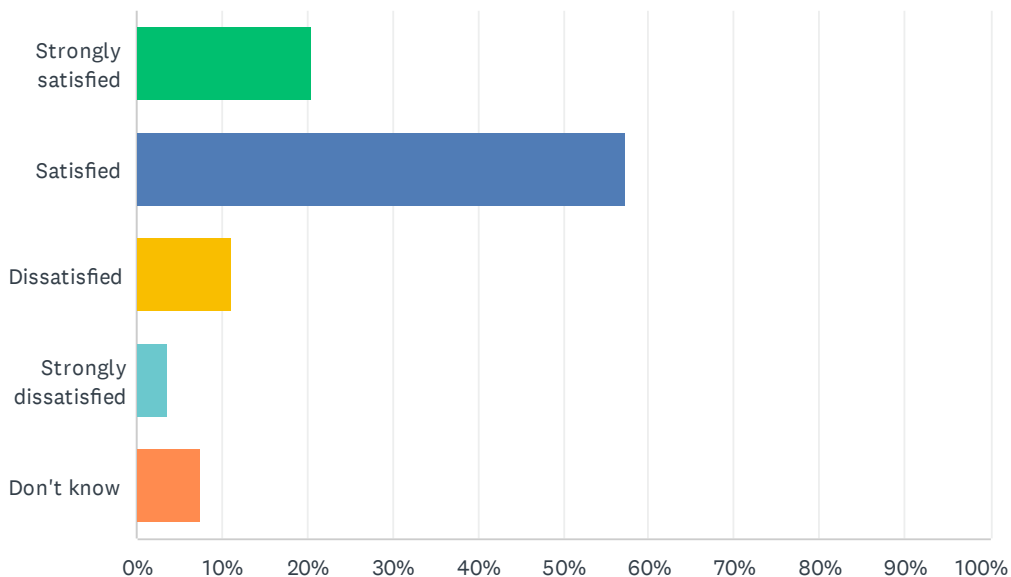
Answered: 54 Skipped: 13



ANSWER CHOICES	RESPONSES	
Strongly agree	42.59%	23
Agree	44.44%	24
Disagree	7.41%	4
Strongly disagree	1.85%	1
Don't know	3.70%	2
TOTAL		54

Q24 How satisfied are you with the Division’s commitment to engaging families in matters that affect public education?

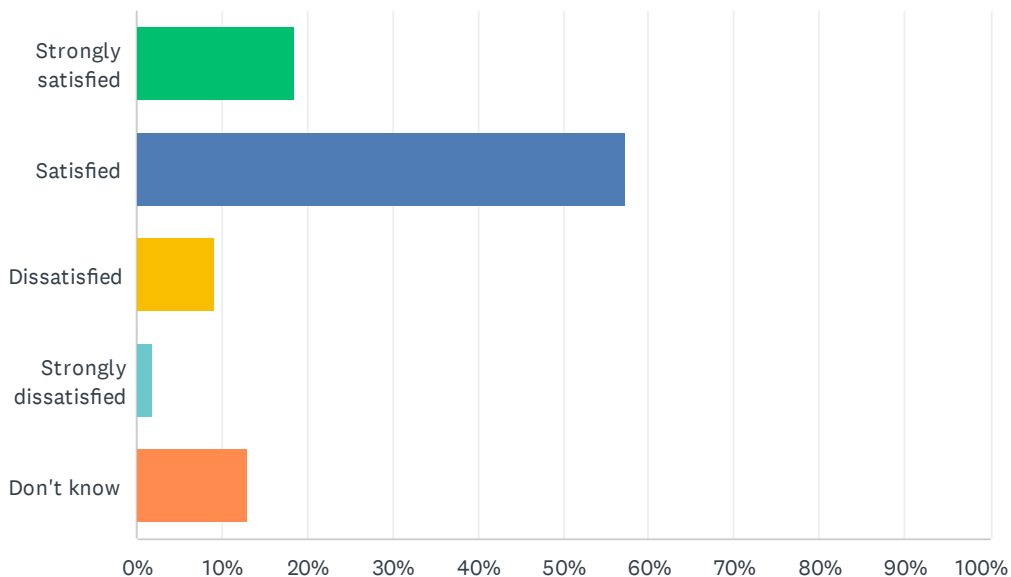
Answered: 54 Skipped: 13



ANSWER CHOICES	RESPONSES	
Strongly satisfied	20.37%	11
Satisfied	57.41%	31
Dissatisfied	11.11%	6
Strongly dissatisfied	3.70%	2
Don't know	7.41%	4
TOTAL		54

Q25 How satisfied are you with the Division’s commitment to advocating for public education?

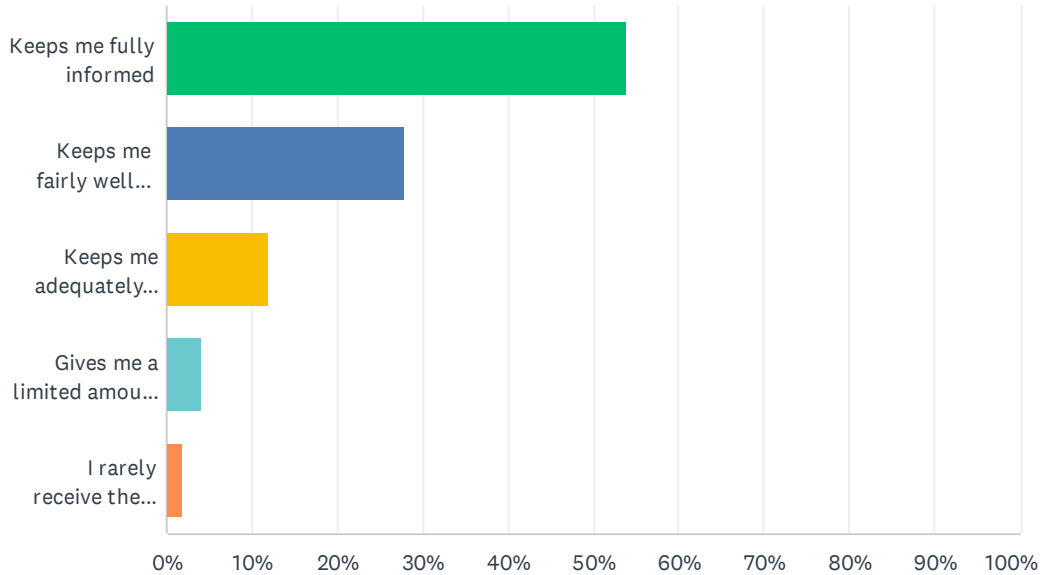
Answered: 54 Skipped: 13



ANSWER CHOICES	RESPONSES	
Strongly satisfied	18.52%	10
Satisfied	57.41%	31
Dissatisfied	9.26%	5
Strongly dissatisfied	1.85%	1
Don't know	12.96%	7
TOTAL		54

Q26 Elk Island Public Schools appreciates the opportunity to stay connected with parents about news, activities, programs and other matters of importance. What is your impression of the communication you receive from your child's school?

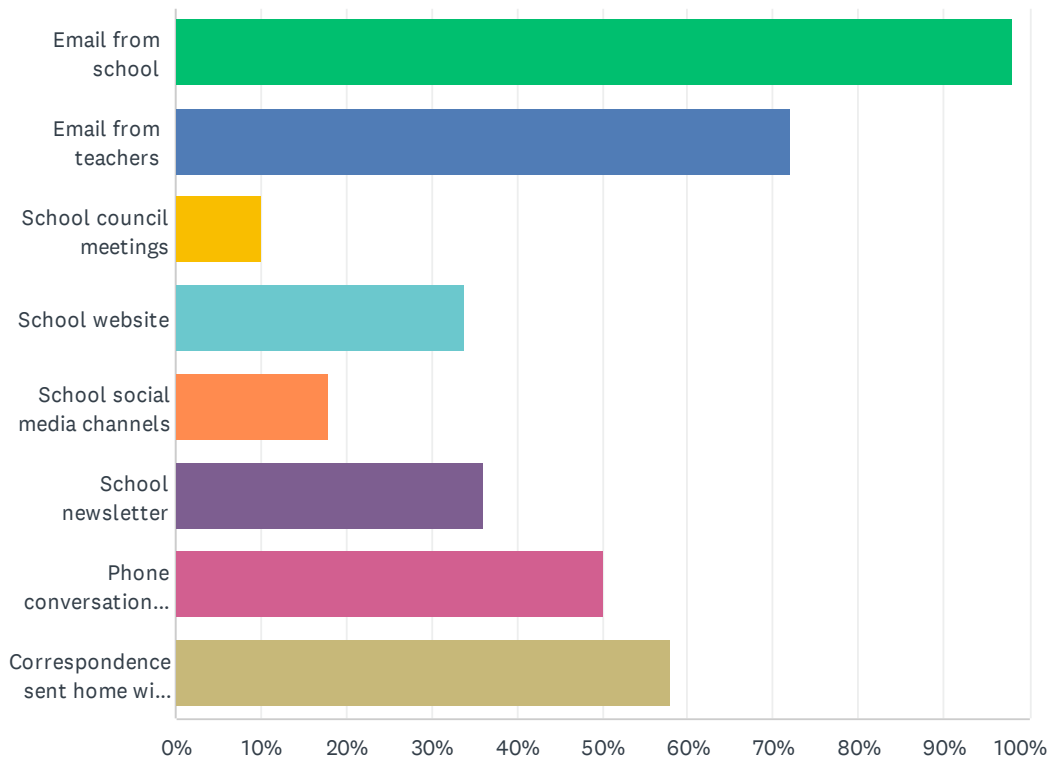
Answered: 50 Skipped: 17



ANSWER CHOICES	RESPONSES	
Keeps me fully informed	54.00%	27
Keeps me fairly well informed	28.00%	14
Keeps me adequately informed	12.00%	6
Gives me a limited amount of information	4.00%	2
I rarely receive the information I need	2.00%	1
TOTAL		50

Q27 Do you regularly make use of the following to keep up to date on school activities, programs, etc.? Check all that apply.

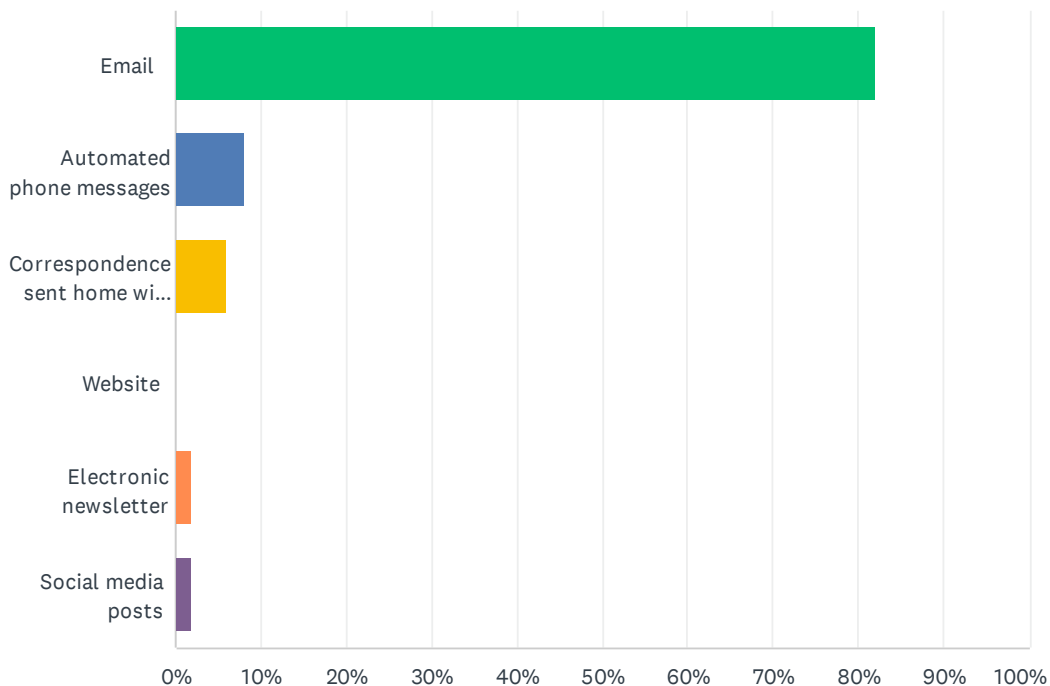
Answered: 50 Skipped: 17



ANSWER CHOICES	RESPONSES	
Email from school	98.00%	49
Email from teachers	72.00%	36
School council meetings	10.00%	5
School website	34.00%	17
School social media channels	18.00%	9
School newsletter	36.00%	18
Phone conversations with the school or teachers	50.00%	25
Correspondence sent home with my child	58.00%	29
Total Respondents: 50		

Q28 What is your most preferred method of communication from the school and Division?

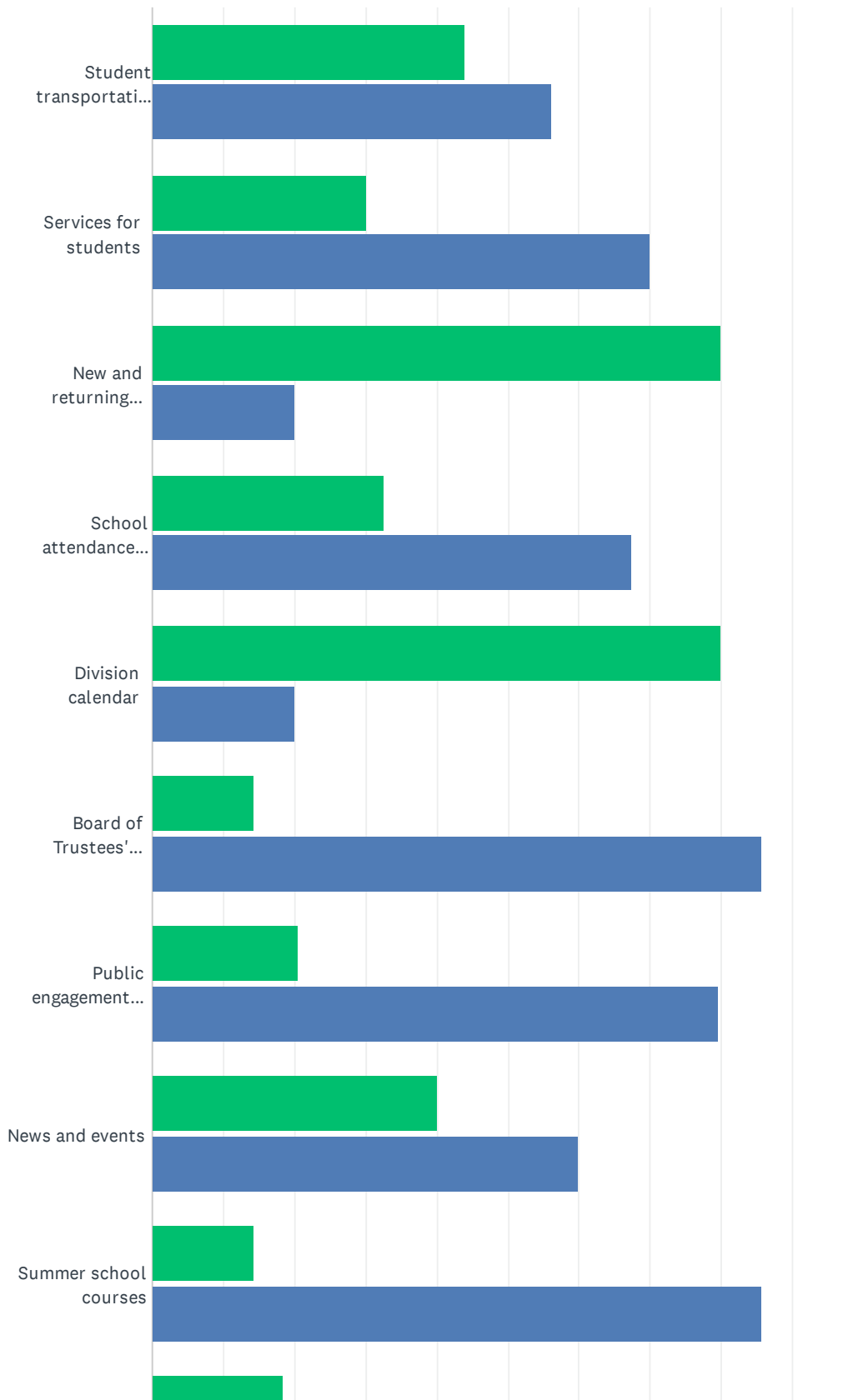
Answered: 50 Skipped: 17



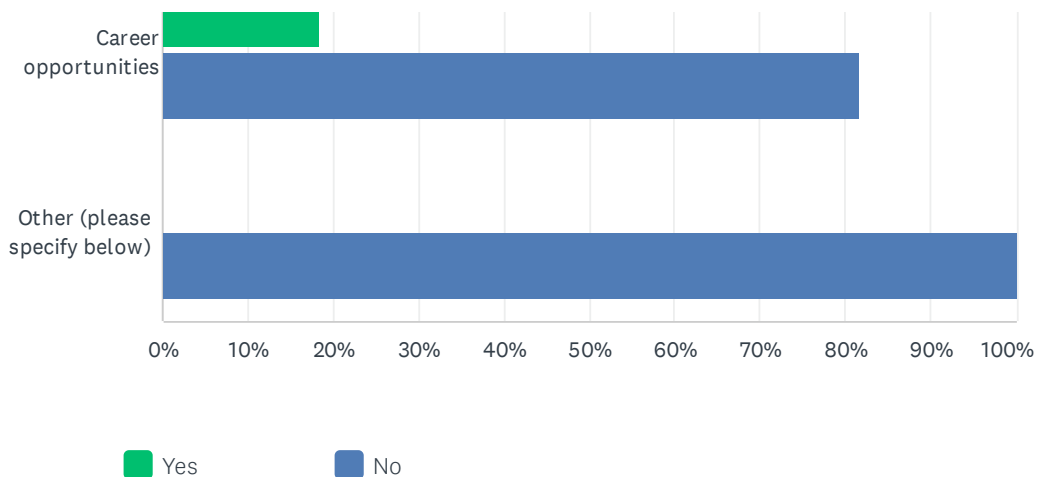
ANSWER CHOICES	RESPONSES	
Email	82.00%	41
Automated phone messages	8.00%	4
Correspondence sent home with my child	6.00%	3
Website	0.00%	0
Electronic newsletter	2.00%	1
Social media posts	2.00%	1
TOTAL		50

Q29 Do you visit the Division website (www.eips.ca) for information on:

Answered: 50 Skipped: 17



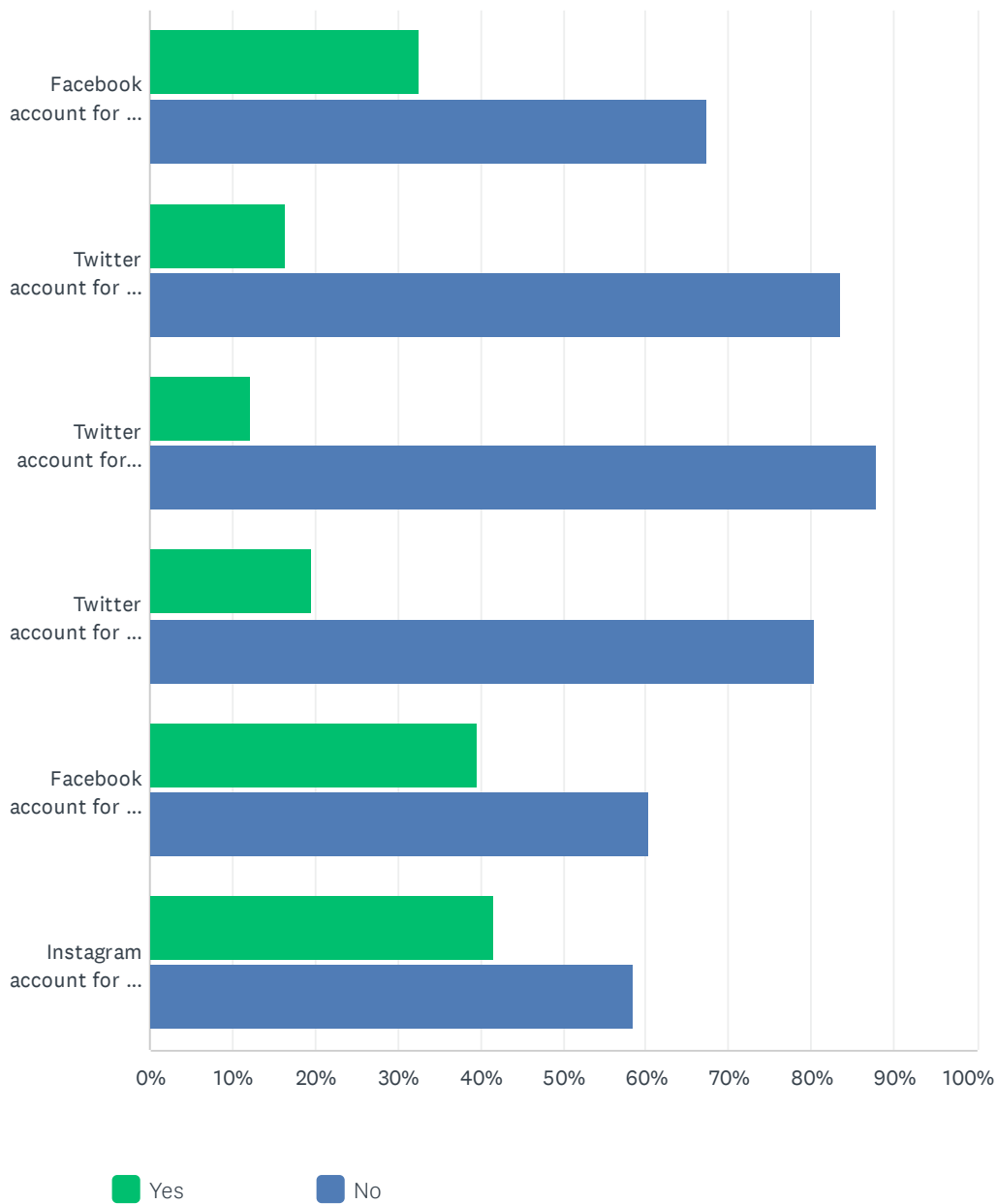
EIPS Parent Survey 2021-22



	YES	NO	TOTAL	WEIGHTED AVERAGE
Student transportation (busing)	44.00% 22	56.00% 28	50	1.44
Services for students	30.00% 15	70.00% 35	50	1.30
New and returning student registration	80.00% 40	20.00% 10	50	1.80
School attendance boundaries	32.65% 16	67.35% 33	49	1.33
Division calendar	80.00% 40	20.00% 10	50	1.80
Board of Trustees' meetings	14.29% 7	85.71% 42	49	1.14
Public engagement initiatives	20.41% 10	79.59% 39	49	1.20
News and events	40.00% 20	60.00% 30	50	1.40
Summer school courses	14.29% 7	85.71% 42	49	1.14
Career opportunities	18.37% 9	81.63% 40	49	1.18
Other (please specify below)	0.00% 0	100.00% 36	36	1.00

Q30 The Division and schools often share news and information on social media. Do you follow:

Answered: 50 Skipped: 17



EIPS Parent Survey 2021-22

	YES	NO	TOTAL	WEIGHTED AVERAGE
Facebook account for the Division (@ElkIslandPublicSchools)	32.65% 16	67.35% 33	49	1.33
Twitter account for the Division (@eips)	16.33% 8	83.67% 41	49	1.16
Twitter account for EIPS Student Transportation (@eipsST)	12.24% 6	87.76% 43	49	1.12
Twitter account for my child's school, if applicable	19.57% 9	80.43% 37	46	1.20
Facebook account for my child's school, if applicable	39.58% 19	60.42% 29	48	1.40
Instagram account for my child's school, if applicable	41.67% 20	58.33% 28	48	1.42