

School Education Plan

Fort Saskatchewan Christian

2025-26



School Education Plan for the 2025-26 School Year

Fort Saskatchewan Christian

SCHOOL GOAL 1

Students will demonstrate growth in their literacy achievement by the end of June.

Related Division Goals

- Priority 1, Goal 2: Promote Growth and Success for All Students; Success for Every Student.
- Priority 2, Goal 1: Enhance High-Quality Learning and Working Environments; A Culture of Excellence and Accountability.
- Priority 2, Goal 2: Enhance High-Quality Learning and Working Environments; Positive Learning and Working Environments.

Strategy

Grade 1-6 focus on using the UFLI foundations phonics program • Support provided by EIPS literacy Consultants with a specific focus on small group, differentiated instruction in Divisions 2 & 3 • Consultants to support teachers to enhance their literacy instruction • Focused grade group and division literacy collaboration throughout the year (Collaborative Team Meetings) • Increase the number of resources and student choice available to students in their classroom libraries in Division 2 & 3, with attention paid to resources that are high-interest, low reading level • Release time for EAs to attend PD to develop their literacy support skills to assist struggling students • Review data collected to determine efficacy of programs implemented • Purchase literacy resources: JH resources, curricular related non-fiction, etc

School Education Plan for the 2025-26 School Year

Fort Saskatchewan Christian


Measure Results

Priority	Goal	Measure	Description	2022-23	2023-24	2024-25	Trendline
P1	G1	M9	The percentage of EIPS stakeholders who agree children are becoming ready to enter Grade 1 as a result of being in the kindergarten program.	81.82%	91.30%	88.89%	
P1	G2	M32	The percentage of students who achieved the standard of excellence in: Grade 6 Language Arts PAT.	14.30%	No Result	No Result	
P1	G2	M33	The percentage of students who achieve the standard of excellence in: Grade 9 Language Arts PAT.	23.10%	33.30%	No Result	
P1	G2	M37	The percentage of families who agree the literacy skills their child's learning at school are useful.	88.20%	85.70%	85.70%	
P1	G2	M38	The percentage of EIPS stakeholders who agree students are demonstrating growth in literacy.	83.19%	82.73%	84.21%	
P1	G2	M193	The percentage of students who achieved the acceptable standard in: Grade 6 Language Arts PAT.	81.00%	No Result	No Result	

School Education Plan for the 2025-26 School Year

Fort Saskatchewan Christian

Measure Results

Priority	Goal	Measure	Description	2022-23	2023-24	2024-25	Trendline
P1	G2	M194	The percentage of students who achieve the acceptable standard in: Grade 9 Language Arts PAT.	89.70%	88.90%	No Result	

Other Measures

- The percentage of students identified as At Risk, as measured by the Government of Alberta Literacy assessments.
- ELA Common Exam results

School Education Plan for the 2025-26 School Year

Fort Saskatchewan Christian

SCHOOL GOAL 2

Students will demonstrate growth in their numeracy achievement by the end of June.

Related Division Goals

- Priority 1, Goal 1: Promote Growth and Success for All Students; Excellent Start To Learning.
- Priority 1, Goal 2: Promote Growth and Success for All Students; Success for Every Student.
- Priority 2, Goal 1: Enhance High-Quality Learning and Working Environments; A Culture of Excellence and Accountability.







Strategy

Using data from GOA assessments, Common Exams, and classroom assessments for students in grades 1-9, staff will continue working towards the Numeracy goals from our Collaborative Planning Meetings and look for continued methods to improve and inform instruction; emphasis will be placed on connecting math to real world situations and applications • EIPS Consultants will continue to provide support to math teachers as required to enhance student numeracy growth • All K-9 math teachers will emphasize basic facts in classroom instruction. In addition to this, they will share the importance of reviewing basic math facts at Meet the Teacher Night and Parent Teacher Interviews • Teachers will consistently offer the use of non-permanent surfaces for students to show their thinking • Analyze the in-year GOA data to support differentiated instruction and potential targeted small group pull-out (funding dependent).

School Education Plan for the 2025-26 School Year

Fort Saskatchewan Christian

Measure Results

Priority	Goal	Measure	Description	2022-23	2023-24	2024-25	Trendline
P1	G2	M40	The percentage of students who achieve the standard of excellence in: Grade 9 Mathematics PAT.	12.80%	27.80%	No Result	
P1	G2	M44	The percentage of families who agree the numeracy skills their child's learning at school are useful.	94.10%	100.00%	81.00%	
P1	G2	M45	The percentage of students who achieve the standard of excellence in: Grade 6 Mathematics PAT.	16.70%	No Result	No Result	
P1	G2	M46	The percentage of EIPS stakeholders who agree students are demonstrating growth in numeracy.	85.83%	92.79%	86.36%	
P1	G2	M197	The percentage of students who achieve the acceptable standard in: Grade 9 Mathematics PAT.	69.20%	77.80%	No Result	
P1	G2	M200	The percentage of students who achieve the acceptable standard in: Grade 6 Mathematics PAT.	73.80%	No Result	No Result	

School Education Plan for the 2025-26 School Year

Fort Saskatchewan Christian

Other Measures

- The percentage of students identified as At Risk, as measured by the Government of Alberta Numeracy assessments.
- Math Common Exam results

School Education Plan for the 2025-26 School Year

Fort Saskatchewan Christian

SCHOOL GOAL 3

To foster social-emotional growth and development among students and staff at Fort Saskatchewan Christian School to cultivate a healthy culture of mental health and personal wellness.

Related Division Goals

- Priority 1, Goal 1: Promote Growth and Success for All Students; Excellent Start To Learning.
- Priority 2, Goal 2: Enhance High-Quality Learning and Working Environments; Positive Learning and Working Environments.







Strategy

Each teacher will incorporate one daily whole-class self-regulation strategy into the classroom routine • All teachers will begin the day with a short devotional and time of prayer including Worship Wednesdays • Administration will support teachers who want to create a classroom Reset corner • FSLW will facilitate restorative circles for students needing support with social and emotional skills to promote healthy communication • Conduct focused Collaborative Team Meetings with cross-grade and cross-division groups to address key socialemotional issues in the classroom • Administration presents monthly professional learning moments from book study around mental health • FSLW will continue to focus specifically on student social-emotional support including dealing with anxiety, self-regulation, etc; • Campus Ministry Team will provide positive adult mentorship • Offer resources from the Mental Health Capacity Building Program to build teacher efficacy with respect to supporting student mental health • Staff will use Zones of Regulation language and teaching with students • Weekly Video Announcements will contain a regular Mental Health Moment including regulation strategies, sleep hygiene tips, healthy technology use, growth mindset, and brain-based learning strategies • Intentional incorporated movement breaks throughout the day for all students

School Education Plan for the 2025-26 School Year

Fort Saskatchewan Christian



Measure Results

Priority	Goal	Measure	Description	2022-23	2023-24	2024-25	Trendline
P1	G2	M52	The percentage of teachers and families who agree students are taught the attitudes and behaviours to be successful at work and when they finish school.	86.00%	96.40%	83.10%	
P1	G2	M53	The percentage of EIPS stakeholders who agree students at their school are taught the knowledge, skills and attitudes necessary to be successful in life.	85.71%	82.88%	84.09%	
P1	G2	M57	The percentage of parents and caregivers who agree their child's learning what they need to know.	76.50%	85.70%	75.00%	
P2	G2	M84	Percentage of teacher, parent and student agreement that: students are safe at school, are learning the importance of caring for others, are learning respect for others and are treated fairly in my school.	93.20%	93.10%	86.00%	
P2	G2	M85	The percentage of parents and caregivers who agree teachers care about their child.	100.00%	100.00%	95.20%	
P2	G2	M86	The percentage of students who agree their teachers care about them.	78.10%	83.50%	71.60%	

School Education Plan for the 2025-26 School Year

Fort Saskatchewan Christian

Measure Results

Priority	Goal	Measure	Description	2022-23	2023-24	2024-25	Trendline
P2	G2	M87	The percentage of EIPS staff who agree someone at work cares about me as a person.	94.12%	96.88%	100.00%	
P2	G2	M93	The percentage of students who agree they are safe at school.	87.65%	75.30%	65.80%	

Other Measures

Guarding Minds survey