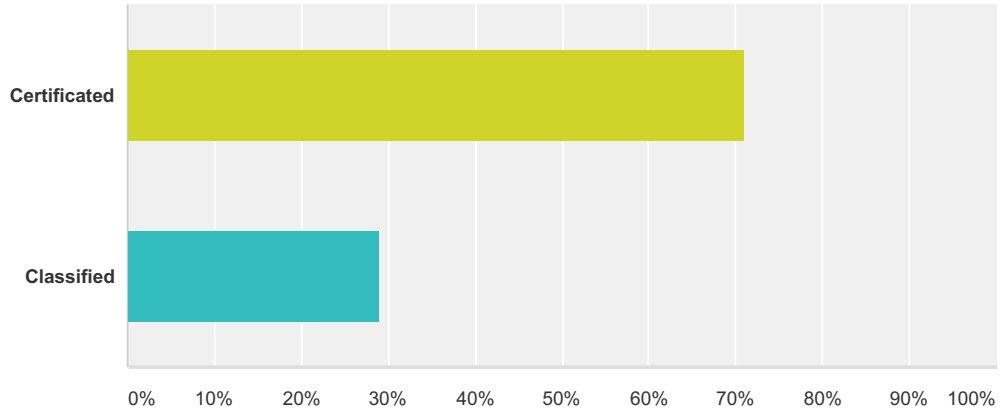


Q1 Your responses are completely confidential but to assist in the analysis of the information, certain demographic information is required. Please identify your employee group:

Answered: 31 Skipped: 0



Answer Choices	Responses
Certificated	70.97% 22
Classified	29.03% 9
Total	31

Q2 Please identify your site:

Answered: 31 Skipped: 0



Engagement Survey - 2016

Fort
Saskatchewan...

F.R. Haythorne
Junior High

Fultonvale
Elementary...

Glen Allan
Elementary

James Mowat
Elementary

Lakeland Ridge

Lamont
Elementary

Lamont High

Mills Haven
Elementary

Ministik
Elementary

Mundare School

Next Step

École Parc
Élémentaire

Pine Street
Elementary

Rudolph Hennig
Junior High

Salisbury
Composite High

Sherwood
Heights Juni...

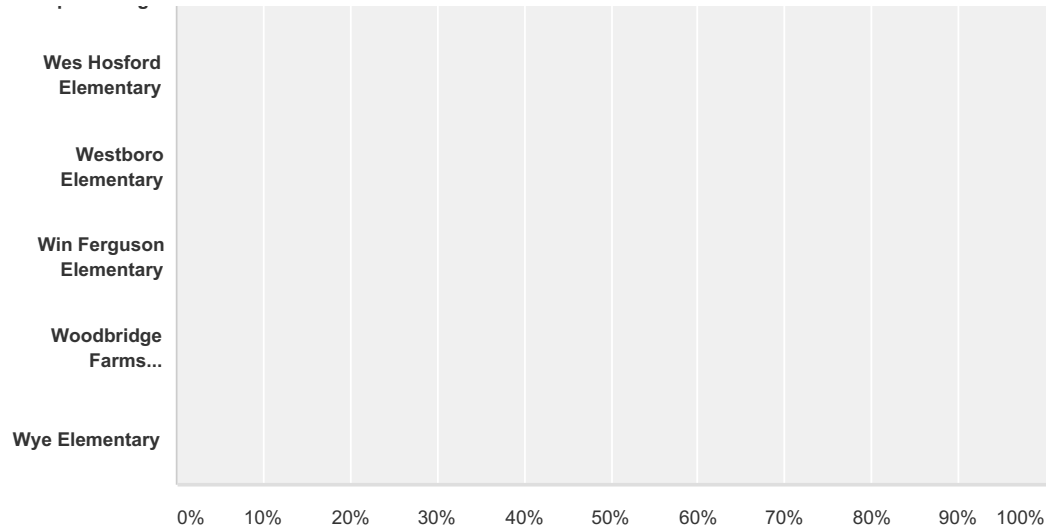
Strathcona
Christian...

Strathcona
Christian...

Uncas
Elementary

Vegreville
Composite High

Engagement Survey - 2016



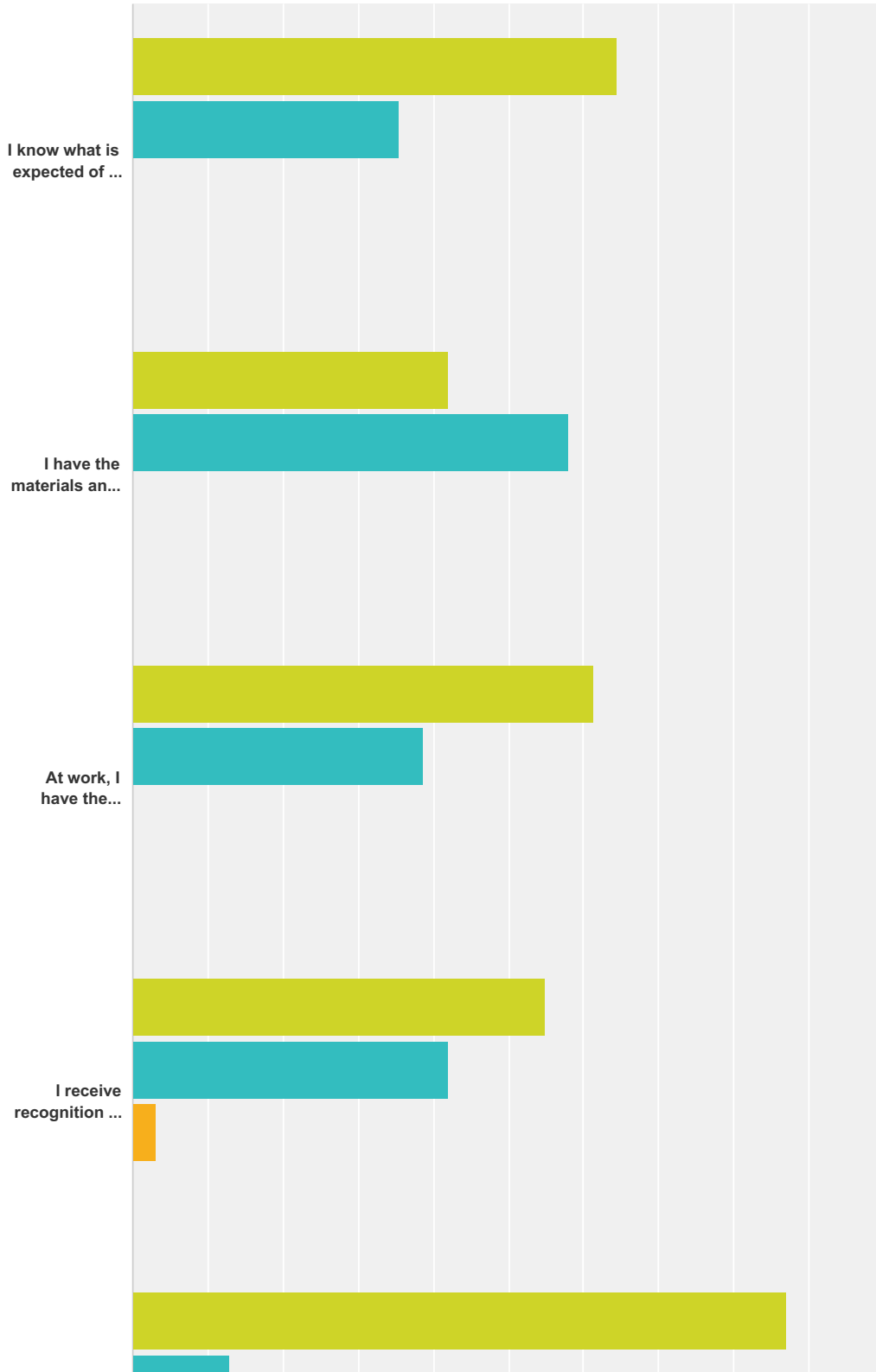
Answer Choices	Responses
A.L. Horton Elementary	0.00% 0
Andrew School	0.00% 0
École Élémentaire Ardrossan Elementary	0.00% 0
Ardrossan Junior Senior High	0.00% 0
Bev Facey Community High	0.00% 0
Brentwood Elementary	0.00% 0
Bruderheim School	0.00% 0
École Campbelltown	0.00% 0
Clover Bar Junior High	0.00% 0
Central Services – Communication Services	0.00% 0
Central Services - Education Executive	0.00% 0
Central Services – Financial Services	0.00% 0
Central Services – Facility Services	0.00% 0
Central Services – Human Resources	0.00% 0
Central Services – Supports for Students	0.00% 0
Central Services – Learning Technologies	0.00% 0
Central Services – Student Transportation	0.00% 0
Fort Saskatchewan Christian	100.00% 31
Fort Saskatchewan Elementary	0.00% 0
Fort Saskatchewan High	0.00% 0
F.R. Haythorne Junior High	0.00% 0
Fultonvale Elementary Junior High	0.00% 0
Glen Allan Elementary	0.00% 0

Engagement Survey - 2016

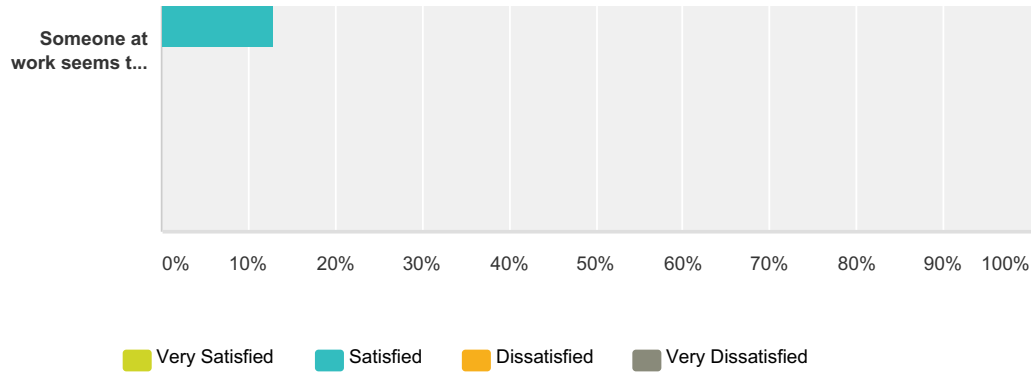
James Mowat Elementary	0.00%	0
Lakeland Ridge	0.00%	0
Lamont Elementary	0.00%	0
Lamont High	0.00%	0
Mills Haven Elementary	0.00%	0
Ministik Elementary	0.00%	0
Mundare School	0.00%	0
Next Step	0.00%	0
École Parc Élémentaire	0.00%	0
Pine Street Elementary	0.00%	0
Rudolph Hennig Junior High	0.00%	0
Salisbury Composite High	0.00%	0
Sherwood Heights Junior High	0.00%	0
Strathcona Christian Academy Elementary	0.00%	0
Strathcona Christian Academy Secondary	0.00%	0
Uncas Elementary	0.00%	0
Vegreville Composite High	0.00%	0
Wes Hosford Elementary	0.00%	0
Westboro Elementary	0.00%	0
Win Ferguson Elementary	0.00%	0
Woodbridge Farms Elementary	0.00%	0
Wye Elementary	0.00%	0
Total		31

Q3 Using the following four descriptors, very satisfied, satisfied, dissatisfied, and very dissatisfied, please provide your responses to the following questions:

Answered: 31 Skipped: 0



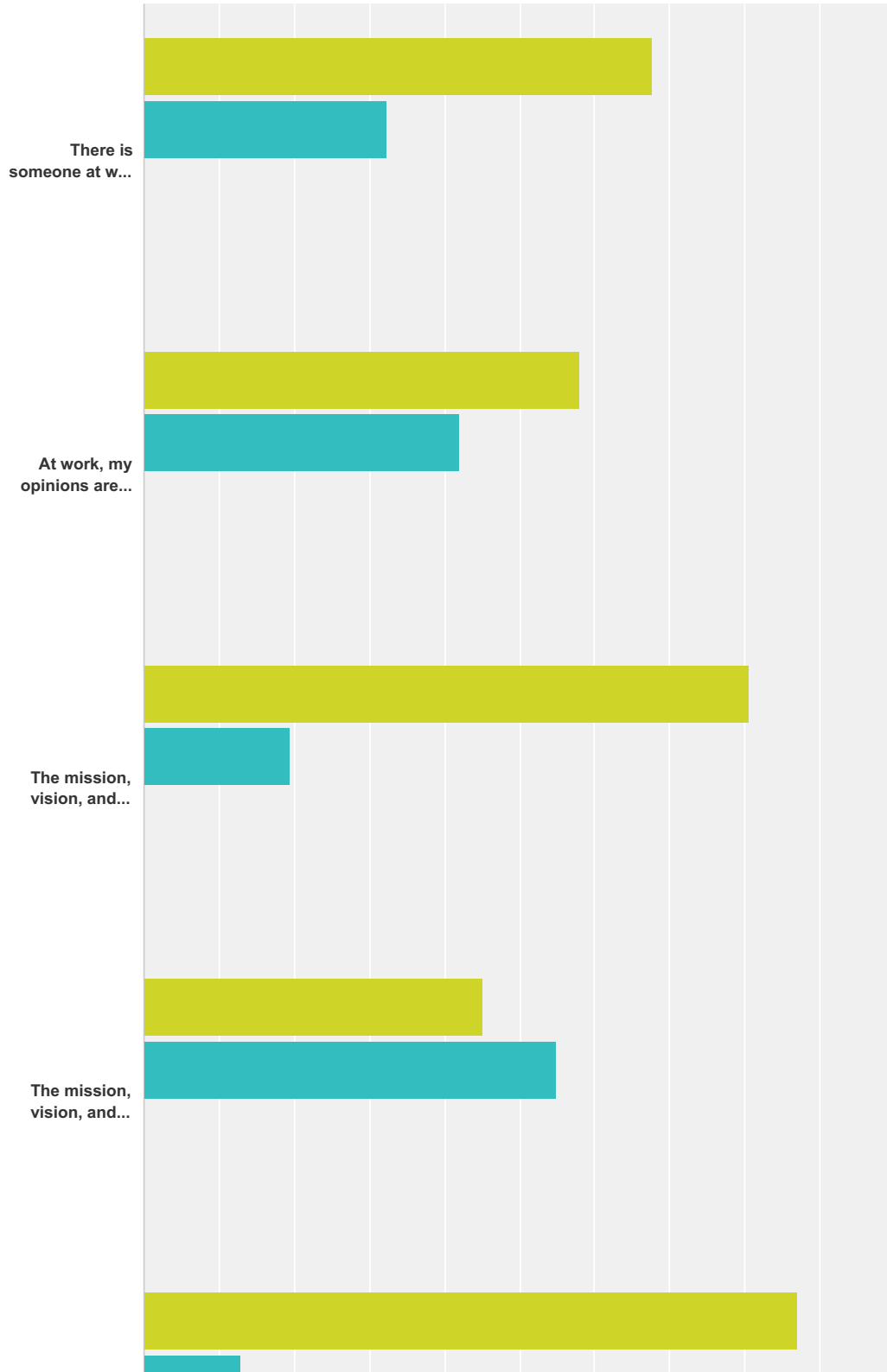
Engagement Survey - 2016



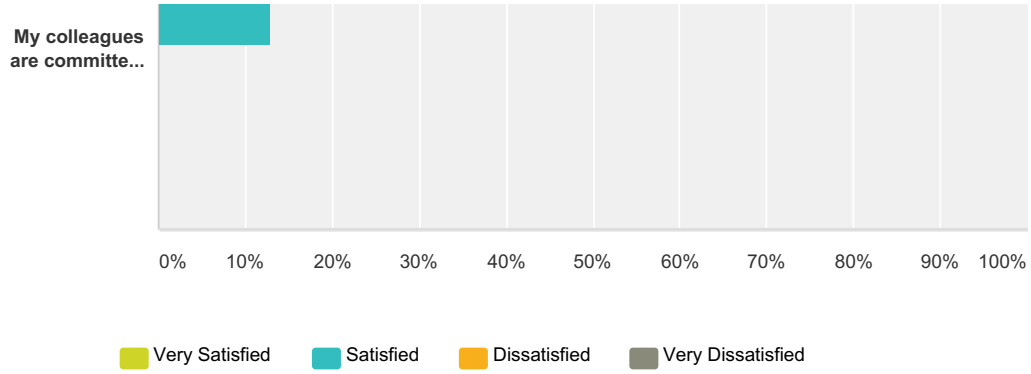
	Very Satisfied	Satisfied	Dissatisfied	Very Dissatisfied	Total
I know what is expected of me at work.	64.52% 20	35.48% 11	0.00% 0	0.00% 0	31
I have the materials and equipment I need to do my work.	41.94% 13	58.06% 18	0.00% 0	0.00% 0	31
At work, I have the opportunity to do what I do best every day.	61.29% 19	38.71% 12	0.00% 0	0.00% 0	31
I receive recognition or praise for doing good work.	54.84% 17	41.94% 13	3.23% 1	0.00% 0	31
Someone at work seems to care about me as a person.	87.10% 27	12.90% 4	0.00% 0	0.00% 0	31

Q4 Using the following four descriptors, very satisfied, satisfied, dissatisfied, and very dissatisfied, please provide your responses to the following questions:

Answered: 31 Skipped: 0



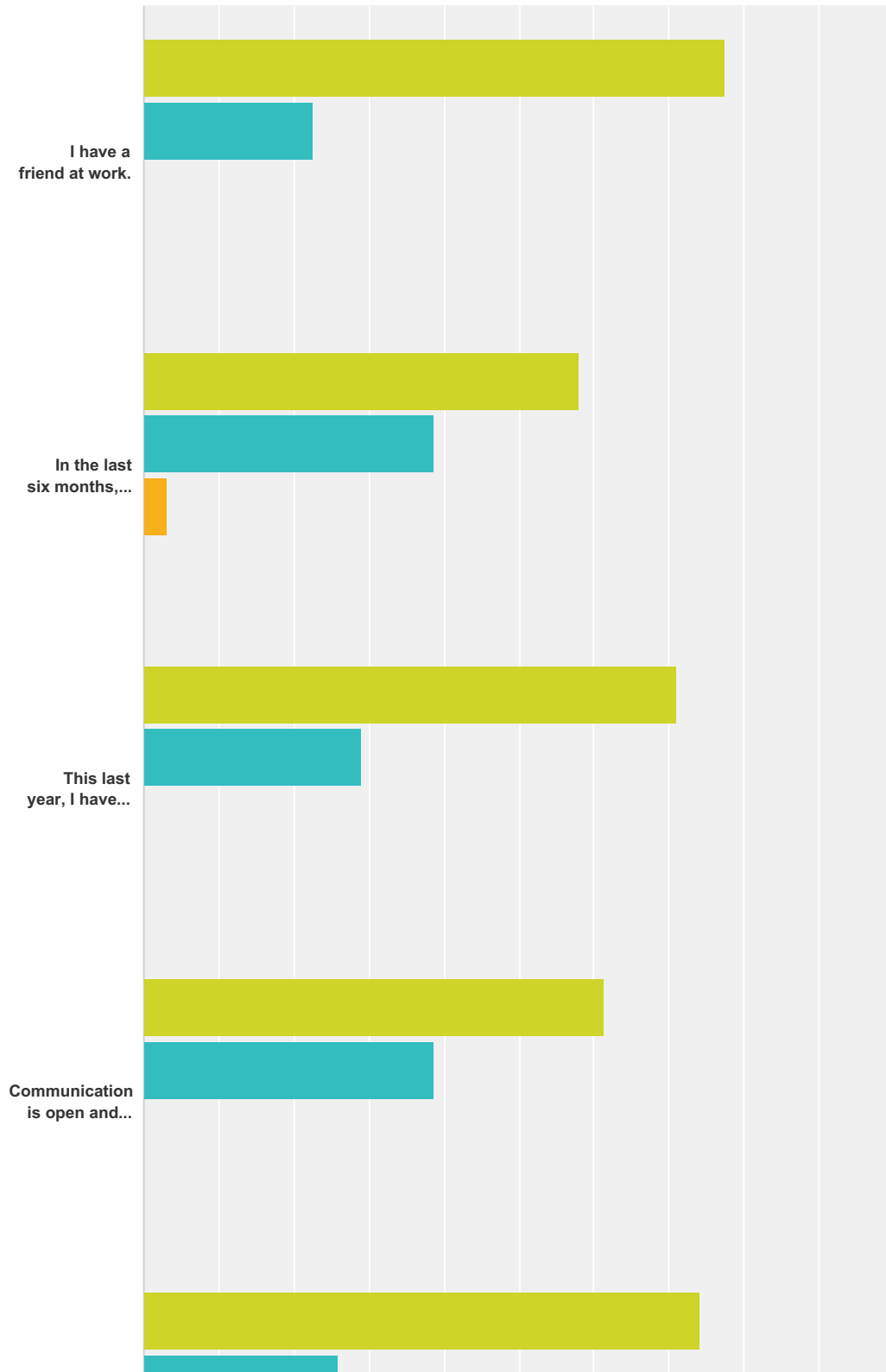
Engagement Survey - 2016



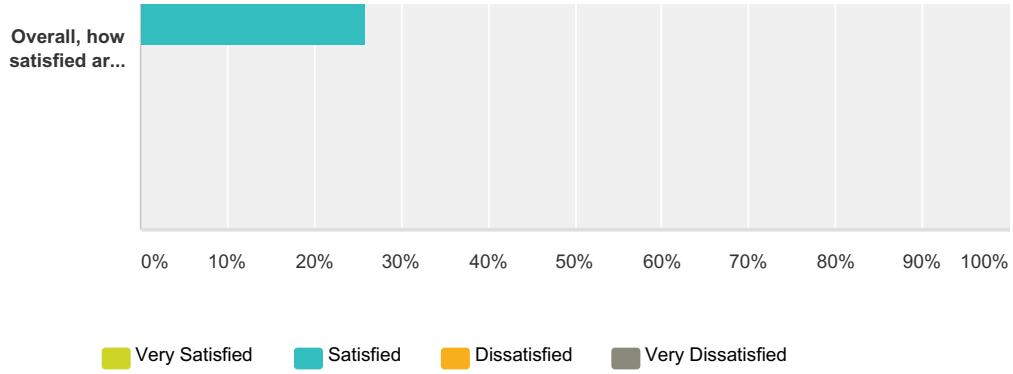
	Very Satisfied	Satisfied	Dissatisfied	Very Dissatisfied	Total
There is someone at work who encourages my professional development.	67.74% 21	32.26% 10	0.00% 0	0.00% 0	31
At work, my opinions are considered.	58.06% 18	41.94% 13	0.00% 0	0.00% 0	31
The mission, vision, and goals of my school or department make me feel my job is important.	80.65% 25	19.35% 6	0.00% 0	0.00% 0	31
The mission, vision, and goals of Elk Island Public Schools make me feel my job is important.	45.16% 14	54.84% 17	0.00% 0	0.00% 0	31
My colleagues are committed to doing quality work.	87.10% 27	12.90% 4	0.00% 0	0.00% 0	31

Q5 Using the following four descriptors, very satisfied, satisfied, dissatisfied, and very dissatisfied, please provide your responses to the following questions:

Answered: 31 Skipped: 0



Engagement Survey - 2016



	Very Satisfied	Satisfied	Dissatisfied	Very Dissatisfied	Total
I have a friend at work.	77.42% 24	22.58% 7	0.00% 0	0.00% 0	31
In the last six months, someone at work has talked to me about my progress.	58.06% 18	38.71% 12	3.23% 1	0.00% 0	31
This last year, I have had opportunities at work to learn and grow.	70.97% 22	29.03% 9	0.00% 0	0.00% 0	31
Communication is open and transparent in my school or department.	61.29% 19	38.71% 12	0.00% 0	0.00% 0	31
Overall, how satisfied are you with your school or department as a place to work?	74.19% 23	25.81% 8	0.00% 0	0.00% 0	31